

EPOS & POSNA Present



2024 Combined EPOSNA Meeting

Seeking to foster global pediatric orthopaedic education and scholarly exchange



National Harbor, MD

May 8-11, 2024
Final Program

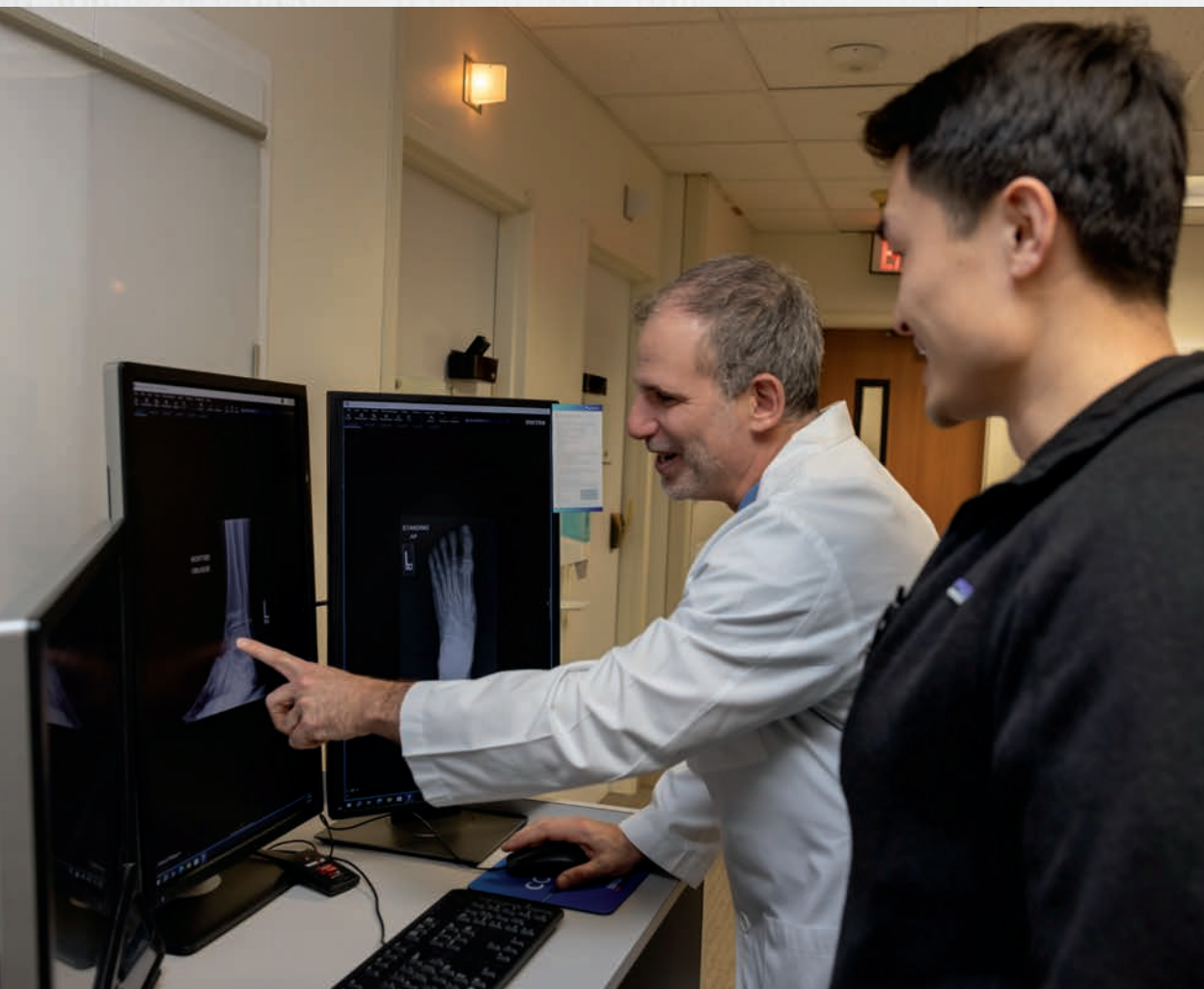
Program Chairs: David Farrington, MD & Anthony Riccio, MD

Local Hosts: Matthew Oetgen, MD, MBA & Megan Young, MD

EPOS President: Hakan Ömeroğlu, MD, AAS

POSNA President: Daniel Sucato, MD, MS

DEFINING THE **FUTURE** OF PEDIATRIC ORTHOPEDICS.



Scottish Rite for Children is dedicated to training the pediatric orthopedic surgeons of the future. Our world-renowned team of experts instills clinical expertise, compassionate care and leading-edge research into each trainee in order to provide the best care possible to every child.
scottishriteforchildren.org



PROGRAM COMMITTEE

EPOS

Franck Accadbled, MD, PhD
Cristina Alves, MD, MSc, FEBOT
David Farrington, MD
Ilkka Helenius, MD, PhD

POSNA

Nicholas Fletcher, MD
Anthony Riccio, MD
Julie Samora, MD, PhD
John Vorhies, MD

VIRTUAL SYMPOSIA CHAIRS

Research

Jennifer Laine, MD; A. Noelle Larson, MD; and Christian Wong, MD, PhD

Trauma

Nicolas Lutz, MD; Philip McClure, MD; and Melinda Witbreuk, MD, PhD

POPS

Katherine Carpenter, RN; and Nicole Tweedy, CPNP

POGO

Corey Gill, MD; Ignacio Sanpera, MD, PhD, FCS(SA) Ortho; and Christopher Souder, MD



EPOSNA MISSION

To advance the musculoskeletal care of children worldwide through the discussion and dissemination of pediatric orthopaedic research.

EPOSNA VISION

To be the preeminent international platform for the exchange of research and ideas related to the orthopaedic care of children.

THANK YOU REVIEWERS

The Program Committee would like to acknowledge and thank the many EPOS and POSNA volunteer abstract reviewers for their hard work and dedication.

ABSTRACT REVIEWERS

Ibrahim Abuomira, PhD
Joshua Abzug, MD
Franck Accadbled, MD, PhD
Melissa Allen, MD
Cristina Alves, MD, MSc,
FEBOT
Audrey Angelliaume, MD, MSc
Philip Ashley, MD
Ines Balaco, MD
Jennifer Bauer, MD
Laura Bellaire, MD
Craig Birch, MD
John Birch, MD, FRCS(C)
Stephanie Boehm, MD
Maryse Bouchard, MD, MSc
Daniel Bouton, MD
Steven Buckley, MD
Matthew Bueche, MD
Michelle Caird, MD
Stefana Carp, MD
Nunzio Catena, MD
Catharina Chiari, MD, MSc
Robert Cho, MD
Allison Crepeau, MD
Aristides Cruz Jr., MD, MBA
Patrick Curran, MD
Alison Dittmer Flemig, MD
Sara Dorman, MBChB, FRCS
Thomas Dreher, MD
Andrew Dubina, MD
Matthew Ellington, MD
Sebastian Farr, MD
David Farrington, MD
Nicholas Fletcher, MD
Krister Freese, MD
Monika Frydrychová, MD, PhD
George Gantsoudes, MD
Sumeet Garg, MD
Ismat Ghanem, MD, MSc
Shawn Gilbert, MD
Rachel Goldstein, MD, MPH
Ryan Goodwin, MD
Emmanouil Grigoriou, MD
Hei Sook Femke
Hagenmaier, MD
Matthew Halanski, MD
Vera Halvorsen, MD
Arun Hariharan, MD
Ilkka Helenius, MD, PhD
Jessica Heyer, MD
Erin Honcharuk, MD
Joachim Horn, PhD
Elizabeth Hubbard, MD
Joshua Hyman, MD
Stephanie Ihnow, MD
Brice Ilharborde, MD, PhD
Christopher Iobst, MD
Joseph Janicki, MD
Megan Johnson, MD
Allen Kadado, MD
Andre Kaelin, MD
Shyam Kishan, MD
Tanja Kraus, MD
Jana Kritt, MD
Matthew Landrum, MD
A. Noelle Larson, MD
Ying Li, MD
John Lubicky, MD
Scott Luhmann, MD
Nicolas Lutz, MD
Lorenza Marengo, MD
Zachary Meyer, MD
David Moore, FRCSI, MCh Orth
Stephanie Moore-Lotridge, PhD
William Morris, MD
Ryan Muchow, MD
Robert Murphy, MD
Margaret Siobhan Murphy-
Zane, MD
Kevin Neal, MD
Matthew Oetgen, MD, MBA
Dror Ovadia, MD
Joshua Pahys, MD
Jeffrey Peck, MD
Crystal Perkins, MD
Eva Pontén, MD, PhD
Ana Presedo, MD, MSc
Stephanie Pun, MD
Christof Radler, MD
Norman Ramirez- Lluch, MD
Anthony Riccio, MD
Kirsten Ross, MD
Jerome Sales De Gauzy, MD
Marta Salom, MD, PhD
Julie Samora, MD, PhD
Wudbhav Sankar, MD
Bartu Sarisozen, MD
Emily Schaeffer, PhD
Kerstin Schneider, MD
Richard Schwend, MD
Benjamin Sheffer, MD
Benjamin Shore, MD, MPH,
FRCSC
Jaakko Sinikumpu, MD, PhD
Christopher Souder, MD
Christina Steiger-Tuk, MD,
PhD, Mrs
Sean Tabaie, MD
Joshua Tadlock, MD
Vishwas Talwalkar, MD
Rachel Thompson, MD
Kali Tileston, MD
Caroline Tougas, MD, FRCSC
Dominick Tuason, MD
Michiel van de Sande, MD, PhD
Kelly Vanderhave, MD
John Vorhies, MD
Carley Vuillermin, MBBS,
MPH, FRACS
Robert Lane Wimberly, MD
Melinda Witbreuk, MD, PhD
Marcella Woiczik, MD
Christian Wong, MD, PhD

TABLE OF CONTENTS

Committees and Chairs.....	3
Abstract Reviewers.....	4
Local Hosts Welcome	7
Acknowledgements	8, 10
General Meeting Information.....	12, 21, 23
Presidential Welcome Letter	13
Presidents Biographies.....	14-15
Boards of Directors.....	16-17
Incoming Presidents Biographies	18-19
Registration Information and Fees.....	24
Closing Event.....	25
Program at a Glance	26, 28, 30
Safety Information.....	30
Presidential Speakers Biographies.....	32-33
Opening Ceremony	35
Award Winners and Steel Lecture	36-38, 40-41
POSNA Hall of Fame	39
Lead Like Lori Lecture.....	42
Scientific Program.....	44-82
Industry Symposia Descriptions.....	47 & 65
ePosters	84-105
Virtual Symposia.....	106-109
2023 Grant Winners	110-113
Exhibitor Listing	114-124
Policies	125
Explore National Harbor.....	126-127
POSNA Donors	128-133
EPOS Membership Information.....	134
POSNA Membership Information	135
Anti-Trust Policy	136-137

DATES TO REMEMBER

2024 COMBINED EPOSNA MEETING

Pre-Registration Deadline May 5, 2024

On-Site Registration May 6, 2024

Grow up stronger.

- First goal

- First game

- First practice

- First tryout

Last surgery



Ranked #5 in the Nation



Scan here for
the latest in
research and
innovation

At Children's National our orthopaedic surgeons are leaders in a wide range of subspecialties, including spinal deformities, bone health and hip preservation. We consistently offer innovative treatments, meaning children receive the most effective care. This includes the most effective medications, least invasive procedures and care that is more efficient. Our team treats more than 27,000 patients and performs more than 5,000 surgeries annually. This experience, coupled with our expertise, helps us consistently achieve excellent outcomes.



**Children's
National**

LOCAL HOST LETTER

We are excited to welcome you all to the 2024 Combined EPOSNA Meeting in National Harbor, Maryland. It has been seven years since the inaugural 2017 EPOSNA Meeting in Barcelona, and the second edition of this combined meeting of both POSNA and EPOS promises to continue the tradition of outstanding academics, exciting new research, and developing new friendships within our worldwide community of pediatric orthopaedic surgery.

The program chairs, David Farrington, MD, and Anthony Riccio, MD, along with their combined program committees, society presidents Hakan Ömeroğlu, MD, AAS, and Daniel Sucato, MD, MS, and the combined EPOS and POSNA leadership, have worked together to develop an exceptionally engaging program highlighting the research being performed across both societies. The meeting will feature a variety of sessions covering all of the subspecialties of pediatric orthopaedics, each moderated by a combined EPOS/POSNA team to ensure the global perspective of the meeting is maintained.

Along with a wonderful academic agenda, the location at National Harbor, just outside of Washington, DC, offers a great opportunity to visit our Nation's Capital. Washington, DC is easily accessible via taxi, Uber/Lyft, or water taxi from the conference hotel at National Harbor. There are plenty of wonderful restaurants, cultural exhibits, and historic places to see and experience. From a tour of the Capitol building, a trip up the Washington Monument, or a walking trip around the sites lining the National Mall, Washington, DC has something for everyone. Historic Mount Vernon, the estate of founding father George Washington, is an easy trip from National Harbor, and the city has plenty of outdoor activities and sporting events for visitors to enjoy. The weather in early May in Washington, DC is delightful, contributing to the vibrant and uplifting late spring energy of the city.

As your local hosts, we are so pleased to welcome you to our city and hope you have a wonderful meeting full of education, experience, and fellowship!

Megan Young, MD

Matthew Oetgen, MD, MBA

National Harbor, MD



EPOS ACKNOWLEDGEMENTS

The European Paediatric Orthopaedic Society gratefully acknowledges the following for their generous financial support in 2024.

DIAMOND LEVEL ≥ € 70.000,00



GOLD LEVEL € 30.000,00-€ 49.000,00



SILVER LEVEL € 20.000,00-€ 29.000,00

BRONZE LEVEL € 10.000,00-€ 19.000,00

Children's Healthcare of Atlanta
Highridge Medical
Medtronic
nView medical
PediTST

ADDITIONAL SPONSORS

Akron Children's Hospital
Bioventus
Campbell Clinic Orthopaedics
Central Texas Pediatric Orthopedics
Cincinnati Children's Hospital
Children's Hospital Colorado
Children's Mercy Hospital

Euros
Implantcast
Mayo Clinic
OTH
Scottish Rite for Children
Stanford Children's Health

* Provided an education grant for EPOSNA

Growing Stronger Together

*Specialized fixation and digital solutions
for pediatric limb reconstruction*

Fitbone™

Intramedullary Lengthening System



OrthoNext™

Pre-Planning Software



Meet Jadon at OrthoFixKids.com

To see our comprehensive *pediatric portfolio*,
visit **Booth #24**

The device is only approved for children 12 years of age and older.

Electronic Instructions for use available at the website <https://orthofix.com/surgeon-resources/ifus/>.

Orthofix products or services referenced herein are trademarks or registered trademarks of Orthofix SRL and its group of companies. Any rights not expressly granted herein are reserved.

OrthoFix.com | OrthoFixKids.com



OF-2402-AD-E0 A 02/24

 **ORTHOFIX®**

POSNA ACKNOWLEDGEMENTS

The Pediatric Orthopaedic Society of North America gratefully acknowledges the following for their generous financial support in 2024.

**HOWARD STEEL FOUNDATION
ST. GILES FOUNDATION
ANGELA S.M. KUO MEMORIAL FUND**

EMERALD LEVEL (\$300,000 +)



DOUBLE DIAMOND LEVEL (\$100,000-\$299,999)



DIAMOND LEVEL (\$100,000-\$149,999)



PLATINUM LEVEL (\$75,000-\$99,999)

Globus Medical

GOLD LEVEL (\$50,000-\$74,999)

Pacira BioSciences, Inc.

SILVER LEVEL (\$20,000-\$49,999)

BioMarin Pharmaceutical, Inc.
Children's Healthcare of Atlanta
Highridge Medical

Nemours Children's Health
Shriners Children's™

BRONZE LEVEL (\$1,000-\$19,999)

Akron Children's Hospital
Campbell Clinic Orthopaedics
Central Texas Pediatric Orthopedics
Cincinnati Children's Hospital
Children's Hospital Colorado
Children's Mercy Hospital
Mayo Clinic

Novadip
nView medical
PediTST
Scottish Rite for Children
Stanford Children's Health
Washington University St. Louis

* Provided an education grant for EPOSNA

Leading Orthopaedics Since 1909

Campbell Clinic pediatric orthopaedic team



Back row from left to right:

William C. Warner, M.D.

Derek M. Kelly, M.D. (Current IPOS[®] Director)

Keith J. Orland, M.D.

Jeffrey R. Sawyer, M.D. (Past President of POSNA)

Stephanie Chen, M.D.

Front row from left to right:

Benjamin W. Sheffer, M.D. | David D. Spence, M.D.

GENERAL MEETING INFORMATION



WOMEN'S NETWORKING Night

THURSDAY, May 9th | 5:00 PM - 6:30 PM

PROMOTIONS, PREGNANCY, PUBLICATIONS, PROSECCO & PINTS

Please join us for a lively (and educational!) event with your fellow women pediatric orthopaedic colleagues. Grab a cocktail and some apps, and float between multiple themed tables. Each table will have content experts focusing on different topics such as contract negotiation, advancement/promotion, getting your papers published and pregnancy/fertility struggles facing orthopaedic surgeons.

www.orthopediatrics.com

in @ f v




POSNA APP

Sponsored by



Children's National.



Locate the Events tab to access 2024 Combined EPOSNA Meeting



PRESIDENT WELCOME LETTER

Dear Friends and Colleagues,

On behalf of our local hosts, Megan Young, MD, and Matthew Oetgen, MD, our Program Chairs, David Farrington, MD, and Anthony Riccio, MD, and the staff and volunteers at EPOS and POSNA who worked to make this historic meeting a success, we welcome you to National Harbor, Maryland, for the 2024 Combined EPOSNA Meeting. This is the second combined meeting. After the first one in Barcelona, it was clear we needed another Annual Scientific Meeting of EPOS and POSNA in North America. We thank the Long-Range Planning Committee of Jaroslaw Czubak, MD; Dror Ovadia, MD; Hakan Ömeroğlu, MD; Thomas Wirth, MD, PhD; Stephen Albanese, MD; Steven Frick, MD; Anthony Stans, MD; Teri Stech, and Tara Long for their hard work and vision in identifying the timeline and location for this exciting meeting.

We are very excited about the format of the meeting, which will feature 250 podium presentations and 200 ePosters carefully selected from over 1300 submitted abstracts. This is the most pediatric orthopaedic science ever presented at the podium and will provide all of us with an opportunity to learn ways to better care for our patients.

In addition to a phenomenal scientific session, some of the daytime highlights include Wednesday's POSNA presidential speaker, Lawrence Lenke, MD, and Thursday's second Lead Like Lori Lecture, in honor of POSNA Past President Lori Karol, MD. Captain Tammie Jo Shults, a former F/A-18 Navy pilot who later successfully landed a Southwest Boeing 737 following an engine explosion, is the featured speaker. On Friday, we will hear from the EPOS presidential speaker, Manuel Cassiano Neves, MD, and we will honor Deborah Eastwood, MD, with the EPOS Pro Maximis Meritis Award and Charlie Johnston, MD, with the POSNA Distinguished Achievement Award. On Saturday, Drs. Farrington and Riccio will present the Scientific Awards followed by the Presidential Transfers for EPOS and POSNA.

The great science will be balanced with plenty of time for fun and fellowship with our colleagues throughout the world. This begins with the Opening Ceremony on Wednesday evening, which will feature Rajiv J. Shah, MD, president of The Rockefeller Foundation who has recently published the book *Big Bets: How Large-Scale Change Really Happens*. Thursday afternoon and evening are open to allow you to get together with old friends and provide an opportunity to meet new ones. Friday's closing event will be an amazing one at the Smithsonian National Museum of Natural History in the heart of Washington, DC.

We welcome you to this extraordinary meeting that will bring together world experts and old friends in a truly spectacular setting.

Hakan Ömeroğlu, MD, AAS President of EPOS and
Daniel Sucato, MD, MS, President of POSNA



HAKAN ÖMEROĞLU, MD, AAS


Hakan Ömeroğlu, MD, AAS, grew up in Ankara, Turkey, graduated from Hacettepe University Faculty of Medicine in 1987, and completed his Orthopaedics and Traumatology residency training at the Ankara University İbni Sina Hospital in 1992. He received a Professor of Orthopaedics and Traumatology degree in 2003. He worked at the Orthopaedics and Traumatology Department of the Eskisehir Osmangazi University Hospital between 1998 and 2016 and founded the Pediatric

Orthopaedics Section and newborn hip screening unit. He then moved to Ankara and was recruited at the TOBB University of Economics and Technology in 2017. He has been in academic practice at Ufuk University since 2022. He served the Turkish Society of Children's Orthopaedics and the Turkish Board of Orthopaedics and Traumatology (TOTEK) as the "president" in 2004-2006 and in 2005-2007, respectively. He received the "Prof. Ridvan Ege Scientific Award" in 2005. He contributed to the development of the nationwide newborn hip screening program in Turkey which was officially initiated in 2013. He also has an associate of applied science (AAS) degree in Culinary Arts.

Dr. Ömeroğlu's primary interest areas include the management of pediatric hip and foot disorders, neuromuscular problems, and pediatric skeletal trauma. He has significant experience in the prevention and treatment of DDH. He has authored 145 peer-reviewed scientific articles and numerous book chapters and has edited national and international books. He has also made more than 400 presentations at national and international meetings, including EPOS and POSNA Annual Meetings and EPOS courses.

Dr. Ömeroğlu has been an EPOS active member since 2000. He was one of the first traveling fellows of EPOS in 2001. He has served EPOS as a member of the reading, website, and education committees, board member of the EPOS Foundation, chairman of the education committee (2014-2018), and member of the executive committee (2016-2019). He was elected as the "second vice president" at the EPOS General Assembly in 2021. He has been serving EPOS as the "president" since 1 April 2023.

Dr. Ömeroğlu has been married to Suna Ömeroğlu since 1991, and they have two daughters: Zeynep and İpek.



DANIEL J. SUCATO, MD, MS

Daniel J. Sucato, MD, MS, is the Chief of Staff at Scottish Rite for Children and Professor of Orthopaedic Surgery at The University of Texas Southwestern Medical Center in Dallas, TX.

He was born and raised in Buffalo, NY, where he graduated magna cum laude from Canisius College. He continued his education at the State University of New York School of Medicine at Buffalo, receiving his medical degree and later a Master's in Biophysics. Remaining in Buffalo at the School of Medicine, he completed his general surgery internship, orthopaedic residency, and basic science research fellowship. During residency, he was strongly influenced by Bob Gillespie, MBChB, who inspired him to continue on into pediatric orthopaedics. He completed the Dorothy and Bryant Edwards Fellowship in Pediatric Orthopaedics and Scoliosis at Scottish Rite for Children under Tony Herring, MD, and subsequently the Hip-Preservation Fellowship at the University of Bern, Switzerland, under Professor Reinhold Ganz. He stayed on at Scottish Rite following his fellowship, taking on his "dream job" as one of the staff orthopaedic surgeons in 1998. In 2003, he was selected as one of three International Traveling Fellows for the Scoliosis Research Society (SRS), traveling throughout Europe for 3 weeks.

Dr. Sucato's clinical practice focuses primarily on spinal deformity and hip conditions with an emphasis on complex cases and reconstructions. He has presented and written extensively on a number of these techniques in the form of invited lectures, review papers, and video supplements. He holds multiple patents for spinal implant devices.

He is involved in education at all levels of training, including medical school and residency and has served as the fellowship director at Scottish Rite for 10 years. He consistently participates as faculty at IPOS® and in webinars and ICLs associated with POSNA, SRS, and AAOS.

His research focuses on clinical studies primarily but also those involving improved operative techniques. Dr. Sucato has published over 220 scientific peer-reviewed articles, and 50 book chapters, given over 300 presentations at national/international meetings and 45 visiting professorships. He has been awarded the Angela S.M. Kuo Memorial Award, the Best Clinical Paper Award through POSNA, and both the Russell A. Hibbs and Louis A. Goldstein Award at the SRS meetings. He is a member of several research study groups, including ANCHOR (Academic Network of Conservational Hip Outcomes Research) and the Fox and Harms Study Groups. He chaired the Pediatric Section of the Spine Deformity Study Group (SDSG) during its last 3 years.

Within POSNA, Dr. Sucato has served on numerous committees, including chairing the Industry Relations, Program, and QSVI Education Committees and has been both a junior and senior member-at-large on the Board of Directors prior to joining the Presidential Line. At the SRS, he has chaired the Program and Website Committees and the Education Council for 3 years and has been an at-large member on the Board. He has also served on the Advisory Board of the United States Golf Association Resource Center for Individuals with Disabilities.

Personally, Dr. Sucato loves spending time with his wife, Lisa, and their three children: Emma, 21, Daniel, 19, and Matthew, 18. He enjoys any and all activities with the family, especially accompanying Emma on the piano when preparing for auditions and coaching the boys in their younger days on the soccer field and basketball court. His hobbies include golf, running, skiing, reading, piano playing, and anything Buffalo.

EPOS BOARD OF DIRECTORS 2024

EPOS BOARD MEMBERS

PRESIDENT

Hakan Ömeroğlu, MD, AAS Turkey

VICE-PRESIDENT

Carol Hasler, MD Switzerland

2ND VICE-PRESIDENT

Dror Ovadia, MD Israel

PAST-PRESIDENT

Ignacio Sanpera, MD, PhD Spain

GENERAL SECRETARY

Federico Canavese, MD, PhD France

TREASURER

Pierre Journeau, MD France

TREASURER ELECT

Frank Plasschaert, MD, PhD Belgium

COUNCILLOR

Catharina Chiari, MD, MSc Austria

COUNCILLOR

Ana Presedo, MD, MSc France

COUNCILLOR

Melinda Witbreuk, MD, PhD The Netherlands

COUNCILLOR

Marta Salom, MD, PhD Spain

JUNIOR COUNCILLOR

Błażej Pruszczyński, MD, PhD Poland

EPOS COMMITTEE CHAIRS

SCIENTIFIC COMMITTEE

Christian Wong, MD, PhD Denmark

EDUCATIONAL COMMITTEE

Sebastian Farr, MD Austria

NOMINATION COMMITTEE

Thomas Wirth, MD, PhD Germany

READING COMMITTEE

David Farrington, MD Spain

WEBSITE COMMITTEE

Darius Rad, MD, FEBOT United Kingdom

MEMBERSHIP COMMITTEE

Wouter Nijhuis, MD The Netherlands

INDUSTRY COMMITTEE

Darko Anticevic, MD, PhD Croatia

JCO EDITORS

Fritz Hefti, MD Switzerland

Shlomo Weintraub, Israel

EPOS STUDY GROUP CHAIRS

METABOLICS & GENETICS GROUP

Joachim Horn, MD, PhD Norway

UPPER LIMB GROUP

Nunzio Catena, MD Italy

LOWER LIMB GROUP

Christof Radler, MD Austria

NEUROMUSCULAR GROUP

Thomas Dreher, MD Switzerland

SPORTS GROUP

Marco Turati, MD Italy

SPINE GROUP

Brice Ilharreborde, MD, PhD France

TUMOR, INFECTION & ARTHRITIS GROUP

Bartu Sarisozen, MD Turkey

Michiel van de Sande, MD, PhD

The Netherlands

TRAUMA GROUP

Melinda Witbreuk, MD, PhD The Netherlands

Nicolas Lutz, MD Switzerland

POSNA BOARD OF DIRECTORS 2023-2024

PRESIDENT

Daniel Sucato, MD, MS
Dallas, TX

PRESIDENT-ELECT

Todd Milbrandt, MD
Rochester, MN

TREASURER/FINANCE COUNCIL CHAIR

Donald Bae, MD
Boston, MA

SECRETARY

Wudbhav (Woody) Sankar, MD
Philadelphia, PA

VICE PRESIDENT

Kevin Shea, MD
Palo Alto, CA

IMMEDIATE PAST PRESIDENT

Jeffrey Sawyer, MD
Germantown, TN

PAST PRESIDENT

Mininder Kocher, MD, MPH
Boston, MA

AT-LARGE MEMBER

Maryse Bouchard, MD, FRCSC
Toronto, ON, Canada

AT-LARGE MEMBER

Jaysson Brooks, MD
Dallas, TX

AT-LARGE MEMBER

Selina Poon, MD
Pasadena, CA

AT-LARGE MEMBER

Jennifer Bauer, MD, MS
Seattle, WA

AT-LARGE MEMBER

Nicholas Fletcher, MD
Atlanta, GA

AT-LARGE MEMBER

Jennifer Laine, MD
Saint Paul, MD

AAP REPRESENTATIVE

Joshua Abzug, MD
Baltimore, MD

IPOS® DIRECTOR

Derek Kelly, MD, FAAOS, FAOA
Germantown, TN

HEALTH CARE DELIVERY COUNCIL CHAIR

Christine Ho, MD
Dallas, TX

EDUCATION COUNCIL CHAIR

Jeffery Martus, MD
Nashville, TN

RESEARCH COUNCIL CHAIR

A. Noelle Larson, MD
Rochester, MN

HISTORIAN

Scott Rosenfeld, MD
Houston, TX

COMMUNICATIONS COUNCIL CHAIR

Corinna Franklin, MD
New Haven, CT



CAROL C. HASLER, MD

Carol C. Hasler, MD, was born in Basel/Switzerland, attended the Mathematical & Natural Science College, and graduated from the Medical School, University of Basel. After a winter as a private ski instructor for a New York family and 4 years of surgical training in the Alps, he completed his residency in orthopaedics at the University Hospital Basel and Orthopaedic Department, University Children's Hospital Basel, followed by a fellowship at the Children's Hospital Adelaide/Australia and later a 6-month visiting-professorship in spine surgery at the Hospital for Sick Kids in Toronto.

Dr. Hasler is an endowed professor for paediatric orthopaedics and head of the Orthopaedic Department, Children's Hospital University Basel; was president of the Swiss Society of Spinal Surgery; Swiss Orthopaedics board member; and head of expert groups paediatric orthopaedics and for professional affairs.

His clinical and research focus is spine pathologies and the construction of a robot for intraoperative assessment of spinal biomechanics. He has published more than 100 peer-reviewed articles, 30 book chapters (e.g., Lovell & Winter's Pediatric Orthopaedics), and has given over 400 oral presentations at national/international meetings.

Within EPOS, he has served on numerous committees/study groups, the foundation board, the board as a councillor, chaired the spine study group, organized several courses/workshops, and gave more than 50 presentations at courses and annual meetings. As a two-time host to POSNA traveling fellows, a former EPOS traveling fellow, and a member of IPOTT (International Paediatric Orthopaedic Think Tank), he has strong bridges to POSNA colleagues.

Dr. Hasler loves spending time with his wife, Jacqueline, his daughters, Valerie and Aline, and his granddaughter, Tjara, if possible at their second home in the mountains. He enjoys outdoor activities with family and friends, skiing, biking, running, and open-water swimming. He has been awarded multiple Swiss champion and vice world champion (Ibiza/Spain 2023) in duathlon (10k run-40k bike-5k run) in his age group.



TODD A. MILBRANDT, MD

Todd A. Milbrandt, MD, is the Chair of the Pediatric Orthopedic Surgery Division at Mayo Clinic in Rochester, MN. He was born in Buffalo, NY, but lived in eight places before he finished high school in Montana. He graduated cum laude from the University of Puget Sound, where he studied the physiology of lobsters and bacterial mats in Yellowstone Park. He continued his education at the University of Virginia School of Medicine where he graduated and then stayed in Charlottesville for his orthopaedic surgery residency. During his residency, he spent a year out of training in the cartilage lab, earning a master's degree in Surgical Research. During residency, he was strongly influenced by John Blanco, who inspired him to pursue pediatric orthopaedics and the Dorothy and Bryant Edwards Fellowship at Scottish Rite Hospital for Children in Dallas, TX. There, he was awarded the inaugural T. Boone Pickens Spinal Research Award and met many mentors who continue to guide his career today.

In 2005, he began his academic life at the Shriners Hospital and the University of Kentucky Hospital in Lexington, KY. Through his mentors, he was provided the opportunity to pursue clinical and basic science research opportunities. In 2014, he made the move to Mayo Clinic to be named the Chair of the Pediatric Orthopedic Division. He enjoys all aspects of pediatric orthopaedic surgery and has written and published on those topics where he has over 170 publications. His basic science research has focused on the recapitulation of the growth plate and reversing avascular necrosis in a piglet model. He has presented his research findings throughout the country, including at POSNA, SRS, and the AAOS. He won the best clinical paper in 2012 and the best trauma paper in 2019 and was nominated for the best basic science paper at POSNA. He has received multiple POSNA research grants to fund these efforts. He holds patents for spinal implant devices. He consistently participates as faculty at IPOS® and in webinars and ICLs associated with POSNA and AAOS. His clinical practice focuses on spinal deformity, clubfoot, sports medicine, and trauma.


He has also enjoyed and has pursued ways to educate the next generation of surgeons. He has been involved in medical student, resident, and fellow education. He served as the orthopaedic residency program director at the University of Kentucky and currently sits on the education committee for the Mayo Clinic Orthopedic Residency.

POSNA has been a focus of his volunteer activity from the beginning of his career. He was named as the committee chair in 2007 for the website committee which revamped its structure. Because of this work, he was given the inaugural Special Effort and Excellence Award in 2011. He also was selected for the POSNA traveling fellowship in 2008 where he traveled throughout Europe with a previous POSNA president, Jeff Sawyer, MD. He was the Annual Meeting program chair in 2013. He also served on the board of directors in 2009 as a board member at large and as the Secretary from 2016 to 2019. He served as the director of IPOS® in 2020-2021. He has also served on two nominating committees. He finds meaning in his work at POSNA because of the friends he has made under the POSNA umbrella.

Personally, Dr. Milbrandt loves spending time with his wife, Mary Beth, who is a community-based artist as her assistant/art mover. They have been together for 28 years after meeting at a summer camp in Maine. They have two children, Charlie (23) and Helen (21). He rides his bicycle to work every day and anytime he can outside of work. Together, he and Mary Beth enjoy camping in their van somewhere close to a lake and taking care of their newest child, Luna the poodle.



Continuing the tradition of excellence



L-R: William Shaughnessy, Anthony Stans, Todd Milbrandt, A. Noelle Larson, Emmanouil Grigoriou

Mayo Clinic celebrates the appointment of Todd Milbrandt, M.D., Chair of Pediatric Orthopedic Surgery at Mayo Clinic in Rochester, Minnesota to President of The Pediatric Orthopaedic Society of North America. We take pride in our leaders who provide world-class care to children from all over the world. Our Pediatric Orthopedic surgeons are using innovative surgical techniques to take healthcare to where it's never been before.

GENERAL MEETING INFORMATION

LEARNING OBJECTIVES

Objective 1: Analyze new research for its quality, safety, and value to the field of pediatric orthopaedics.

Objective 2: Discuss treatment strategies amongst peers and world-renowned thought leaders.

Objective 3: Identify and apply appropriate practice changes to optimize patient care.

ACCREDITATION

In support of improving patient care, this activity has been planned and implemented by Amedco LLC and the Pediatric Orthopaedic Society of North America. Amedco LLC is jointly accredited by the Accreditation Council for Continuing Medical Education (ACCME), the Accreditation Council for Pharmacy Education (ACPE), and the American Nurses Credentialing Center (ANCC), to provide continuing education for the healthcare team.

ACCME CREDIT DESIGNATION

Amedco LLC designates this live and enduring material for **19 live AMA PRA Category 1 Credits™, and 5.75 enduring AMA PRA Category 1 Credits™**. This activity has a maximum of **24.75 AMA PRA Category 1 Credits™**. Physicians should claim only the credit commensurate with the extent of their participation in the activity.

AMA TO EACCME™ CONVERSION

Discover how to convert your American Medical Association (AMA) credits to the European Accreditation Council for Continuing Medical Education (EACCME™) system effortlessly. Stay informed about the recent agreement between the AMA and the Union of European Medical Specialties (UEMS) and its implications for medical professionals in Europe. Explore the international accreditation standards and streamline your accreditation process for a smoother transition. For detailed information, visit the page on [AMA to EACCME™ Conversion](https://www.ama-assn.org/education/ama-pra-credit-system/agreement-european-union-medical-specialties-uems).

<https://www.ama-assn.org/education/ama-pra-credit-system/agreement-european-union-medical-specialties-uems>

PRIVACY POLICY – USE OF PERSONAL INFORMATION

2024 Combined EPOSNA Meeting registration lists, including the registrant's name and postal mailing address are used to process your meeting registration and to provide you with information and materials related to EPOSNA. EPOS/POSNA shares your personal data with its sponsors, exhibitors, and other vendors related to the meeting in order to notify you of products and services that may be of interest to you. No financial or other personal identifying information is disclosed. EPOS/POSNA takes reasonable steps to ensure that our sponsors protect your information on EPOS/POSNA's behalf. Please [click here](#) for additional information on POSNA's Privacy Policy.

DISCLOSURE OF PERSONAL INFORMATION

When registering for the 2024 Combined EPOSNA Meeting, your personal identifying information is retained by POSNA. You understand and agree that POSNA may disclose your name, address, and contact information to the hotel and other service providers.



A Growing Program for Growing Bones

- A record number of POSNA presentations and posters for our program
- POSNA leadership positions for several faculty:

Kevin Shea, MD, vice president

Meghan Imrie, MD, leads the POSNA Pediatric Orthopaedic Fellowship Committee

Kali Tileston, MD, leads the POSNA Pediatric Safe Surgery Program and serves on the Pediatric Device Committee

John Vorhies, MD, is on the annual meeting program committee

- In 2023, a record number of surgical cases, outpatient visits, and articles in peer-reviewed journals.



Learn more at ortho.stanfordchildrens.org
or by calling **(844) 41-ORTHO**.

GENERAL MEETING INFORMATION

DISCLOSURE

Each meeting presenter has been asked to disclose if he or she has received something of value from a commercial company or institution, which relates directly or indirectly to the subject of their presentation. In the online posted disclosure report, an indication of the participant's disclosure appears after his or her name as well as the commercial company or institution that provided the support. EPOS and POSNA do not view the existence of these disclosed interests or commitments as necessarily implying bias or decreasing the value of the author's participation in the meeting.

FDA STATEMENT (UNITED STATES)

Some drugs or medical devices demonstrated at the Annual Meeting may not have been cleared by the FDA or have been cleared by the FDA for specific purposes only. The FDA has stated that it is the responsibility of the physician to determine the FDA clearance status of each drug or medical device he or she wishes to use in clinical practice. Any drug or medical device is being used "off label" if the described use is not set forth on the product's approval label.

* Indicates a presentation in which the FDA has not cleared the drug and/or medical device for the use described (i.e., the drug or medical device is being discussed for an "off-label" use).

POSNA MEMBERSHIP REQUIREMENT

Full meeting attendance at the 2024 Combined EPOSNA Meeting fulfills your POSNA membership meeting attendance requirement.

CANCELLATION POLICY

Full refunds will be provided less a processing fee if received in writing to respeto@posna.org by the date listed below. No refunds will be granted after April 30, 2024. Registrants will receive confirmation and a refund within 14 days of receipt of their cancellation notice.

April 10–April 30, 2024	less a 50% processing fee
May 1, 2024	No refunds

Full meeting registration from Wednesday, May 8, 2024, through Saturday, May 11, 2024, includes all sessions, Opening Reception, coffee breaks, breakfast, and Industry Symposia each day.

REGISTRATION INFORMATION

Sponsored by Stryker

REGISTRATION HOURS

Tuesday, May 7	3:00 PM–6:00 PM
Wednesday, May 8	7:00 AM–5:00 PM
Thursday, May 9	7:00 AM–12:00 PM
Friday, May 10	7:00 AM–4:00 PM
Saturday, May 11	7:00 AM–11:00 AM

EXHIBIT HOURS

WEDNESDAY, MAY 8	
Exhibits	7:00 AM–4:00 PM
Breakfast	7:00 AM–8:00 AM
Morning Break	9:48 AM–10:08 AM
Afternoon Break	3:45 PM–4:05 PM
THURSDAY, MAY 9	
Exhibits	6:30 AM–12:00 PM
Breakfast	6:30 AM–8:00 AM
Morning Break	11:33 AM–11:53 AM
FRIDAY, MAY 10	
Exhibits	7:00 AM–4:05 PM
Breakfast	7:00 AM–8:00 AM
Morning Break	9:30 AM–9:50 AM
Afternoon Break	3:45 PM–4:05 PM
SATURDAY, MAY 11	
Breakfast	7:00 AM–8:00 AM
Morning Break	9:50 AM–10:10 AM

SPEAKER READY ROOM HOURS

Room: Chesapeake 1-3

Tuesday, May 7	3:00 PM–6:00 PM
Wednesday, May 8	7:00 AM–6:30 PM
Thursday, May 9	7:00 AM–12:00 PM
Friday, May 10	7:00 AM–5:00 PM
Saturday, May 11	7:00 AM–11:00 AM

PRE-REGISTRATION FEES

(U.S. DOLLARS)

EPOS/POSNA Member	\$850
EPOS/POSNA Emeritus Members	\$650
Non-Member	\$1650
Resident/Fellow*	\$650
Medical Student*	\$650
Allied Health*	\$650
Active Military	\$600
Delegates from Reduced Rate Countries: Low Income	\$ 350
Accompanying Person	\$250
Children 6-12, per child	\$0
Children 13-17, per child	\$0

Pre-Registration deadline May 5, 2024

***An additional \$50 will apply to the above fees starting May 6, 2024.**

Please Note:

The Closing Event at the Smithsonian National Museum of Natural History is \$125 per person (ages 16+), \$62.50 (ages 11-15), and no charge for children under the age of 11.

The accompanying person fee includes breakfast Wednesday-Saturday and the Welcome Reception on Wednesday evening. Accompanying persons must be registered in order to attend. You must purchase a separate ticket to attend the Closing Event on Friday evening.

Delve into the fascinating story of our planet, from its fiery beginnings through billions of years of transformation, and explore life on Earth through exhibitions and activities, collection objects, and research that happens in the lab and in the field.

SMITHSONIAN NATIONAL MUSEUM OF NATURAL HISTORY

10th St. & Constitution Ave. NW • Washington, DC 20560



FRIDAY, MAY 10, 2024

7:30 PM	Doors Open
7:30 PM–8:00 PM	Cocktails
8:00 PM–11:00 PM	Dinner and DJ

TICKET PRICES:

10 and Under:	Free
11 to 15 Years Old	\$62.50
16 Years and Older	\$125

Ticket price includes dinner, drinks, entertainment, transportation, and exclusive museum access to the Rotunda, Mammal, Fossil, Ocean, and Gem Halls. Casual attire.

Sponsored by



PROGRAM AT A GLANCE

TUESDAY, MAY 7

Registration	3:00 PM–6:00 PM	Potomac Foyer
--------------	-----------------	---------------

WEDNESDAY, MAY 8

Registration	7:00 AM–5:00 PM	Potomac Foyer
--------------	-----------------	---------------

Breakfast/Exhibits	7:00 AM–8:00 AM	Maryland Ballroom
--------------------	-----------------	-------------------

Session 1: Trauma	8:00 AM–9:41 AM	Potomac Ballroom
--------------------------	-----------------	------------------

AM Break/Exhibits	9:48 AM–10:08 AM	Maryland Ballroom
-------------------	------------------	-------------------

POSNA Presidential Speaker	10:15 AM–10:40 AM	Potomac Ballroom
----------------------------	-------------------	------------------

Session 2: Best of Spine	10:41 AM–11:55 AM	Potomac Ballroom
---------------------------------	-------------------	------------------

OrthoPediatrics Symposium	12:15 PM–1:15 PM	Cherry Blossom Ballroom
---------------------------	------------------	-------------------------

Medtronic Symposium	12:15 PM–1:15 PM	National Harbor 2-3
---------------------	------------------	---------------------

Globus Medical Symposium	12:15 PM–1:15 PM	National Harbor 4-5
--------------------------	------------------	---------------------

PediTST Symposium	12:15 PM–1:15 PM	National Harbor 10-11
-------------------	------------------	-----------------------

Session 3 (Concurrent) AIS Neuromuscular & CP Infections & Tumors Foot/Ankle	2:00 PM–3:38 PM	Potomac Ballroom Cherry Blossom Ballroom National Harbor 2-3 Woodrow Wilson Ballroom
---	-----------------	---

PM Break/Exhibits	3:45 PM–4:05 PM	Maryland Ballroom
-------------------	-----------------	-------------------

Session 4 (Concurrent) Slipped Capital Femoral Epiphysis Congenital, Syndromic & Dysplasias Hand & Upper Extremity Neuromuscular	4:10 PM–5:30 PM	Potomac Ballroom Cherry Blossom Ballroom National Harbor 2-3 Woodrow Wilson Ballroom
--	-----------------	---

Opening Ceremony	6:30 PM–8:00 PM	Potomac Ballroom
------------------	-----------------	------------------

Welcome Reception	8:00 PM–10:00 PM	Lower Atrium/Lower Level/Ballroom Level
-------------------	------------------	---



Next-level care for the next generations.

Kids are constantly growing, learning, adapting and exploring. At Akron Children's, we think that's a good example for our Department of Orthopedics to follow. That's why we have:

- **A state-of-the-art operating room** specifically for pediatric spine surgeries, utilizing low-dose 3D navigation systems and intraoperative technology
- **Three adolescent/young adult sports CAQ surgeons** and **10 primary care sports medicine physicians** treating athletes from NCAA Division I programs and 28 high schools
- **Twelve multidisciplinary subspecialty programs**, including Hand and Upper Extremity (UE), Trauma/Deformity, and Complex Foot Clinics
- **Leading-edge Spine Center diagnostics and techniques** like growth-friendly instrumentation, preoperative halo-gravity traction, vertebral body tethering, and Spine Center PTs trained in the Schroth method
- The region's only pediatric hospital with **two dedicated hand surgeons and a UE motion analysis lab**

3,000 procedures. 50,000 outpatients. All benefiting from a whole-patient, compassionate approach to care combined with the latest in medical innovation.



Learn more at akronchildrens.org/orthopedics

PROGRAM AT A GLANCE

THURSDAY, MAY 9

Registration	7:00 AM–12:00 PM	Potomac Foyer
Breakfast/Exhibits	6:30 AM–8:00 AM	Maryland Ballroom
EPOS General Assembly	7:00 AM–9:30 AM	Cherry Blossom Ballroom
POSNA Business Meeting	8:00 AM–9:30 AM	Woodrow Wilson Ballroom
Session 5: Bag O' Bones	9:45 AM–11:26 AM	Potomac Ballroom
AM Break/Exhibits Sponsored By Children's Mercy	11:38 AM–12:05 PM	Maryland Ballroom
Lead Like Lori Lecture	12:10 PM–1:20 PM	Potomac Ballroom
Women's Networking Night	5:00 PM–6:30 PM	Potomac 1-4

FRIDAY, MAY 10

Registration	7:00 AM–4:00 PM	Potomac Foyer
Breakfast/Exhibits	7:00 AM–8:00 AM	Maryland Ballroom
Session 6: Award-Nominated Papers Part I	8:00 AM–8:59 AM	Potomac Ballroom
EPOS Presidential Speaker	9:00 AM–9:25 AM	Potomac Ballroom
AM Break/Exhibits	9:30 AM–9:50 AM	Maryland Ballroom
Session 7: Award-Nominated Papers Part II	9:55 AM–11:24 AM	Potomac Ballroom
Pro Maximis Meritis Award	11:25 AM–11:41 AM	Potomac Ballroom
Distinguished Achievement Award	11:44 AM–12:00 PM	Potomac Ballroom
Orthofix Symposium	12:20 PM–1:20 PM	Cherry Blossom Ballroom
Highridge Medical Symposium	12:20 PM–1:20 PM	National Harbor 2-3
nView medical Symposium	12:20 PM–1:20 PM	National Harbor 10-11
Session 8 (Concurrent) VBT & Sagittal Profile Sports Lower Extremity & Deformity DDH	2:00 PM–3:38 PM	Potomac Ballroom Cherry Blossom Ballroom National Harbor 2-3 Woodrow Wilson Ballroom
PM Break/Exhibits	3:45 PM–4:05 PM	Maryland Ballroom
Session 9 (Concurrent) EOS & Misc. Spine Trauma ACL & Misc. Sports Hip	4:10 PM–5:48 PM	Potomac Ballroom Cherry Blossom Ballroom National Harbor 2-3 Woodrow Wilson Ballroom
Closing Event *Additional fee Sponsored By OrthoPediatrics	7:30 PM–11:00 PM	Smithsonian National Museum of Natural History



A TRADITION OF PEDIATRIC ORTHOPEDIC CARE

Central Texas Pediatric Orthopedics has served the Austin community with comprehensive orthopedic care for pediatric and adolescent patients for more than 30 years.



CTPOMD.COM



Hilton Gottschalk, MD (Hand & Upper Extremity), **Catherine Sargent, MD** (Sports Medicine), **Brian Kaufman, MD** (Spine & Neuromuscular), **Matt Ellington, MD** (Sports Medicine), **Kirsten Ross, MD** (Spine & Neuromuscular), **John Heydemann, MD** (Neuromuscular, Foot & Ankle), **Kathleen Rickert, MD** (Limb Lengthening, Foot & Ankle), **Jay Shapiro, MD** (Spine), **Robert Dehne, MD** (Foot & Ankle), **John Williams, MD** (Spine)

PROGRAM AT A GLANCE AND SAFETY INFORMATION

SATURDAY, MAY 11		
Registration	7:00 AM–11:00 AM	Potomac Foyer
Breakfast	7:00 AM–8:00 AM	Maryland Ballroom
Session 10: Perthes & Misc.	8:00 AM–9:18 AM	Potomac Ballroom
Award Announcements	9:19 AM–9:24 AM	Potomac Ballroom
EPOS Presidential Transfer	9:25 AM–9:35 AM	Potomac Ballroom
POSNA Presidential Transfer	9:36 AM–9:46 AM	Potomac Ballroom
Coffee Break	9:50 AM–10:10 AM	Maryland Ballroom
Session 11: Trauma	10:15 AM–12:00 PM	Potomac Ballroom

*Program subject to change

SAFETY INFORMATION

POLICE STATION

Prince George's Police Department

5135 Indian Head Highway, Oxon Hill,
Maryland 20745
(301) 749-4900
Distance Away: 2.54 miles

FIRE DEPARTMENT

Station #21

7600 Livingston Road, Oxon Hill,
Maryland 20745
(301) 567-6333
Distance Away: 2.21 miles

MEDICAL EMERGENCY

The Gaylord National Resort & Convention Center maintains a 24/7 on-property security staff that is trained in basic first aid, CPR, and the use of automated external defibrillators. Please contact Gaylord National's Safety Services Department at (301) 965-4500 or extension 333 on any hotel phone for assistance.

EMERGENCY NUMBERS

City Police: #911

City Non-Emergency: (301) 352-1200
Poison Control: (800) 222-1222 (Nationwide)

NEAREST HOSPITAL

Fort Washington Medical Center

11711 Livingston Road, Fort Washington,
Maryland 20744
(301) 292-7000
Distance Away: 5.49 miles

PHARMACY

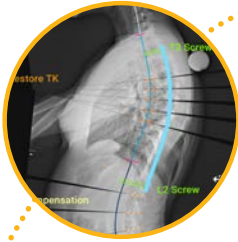
CVS

162 Fleet Street, National Harbor,
Maryland 20745
(301) 686-0248
Distance Away: 0.2 miles

LOST & FOUND

Registration Desk

Leading the way in pediatric patient-specific spine solutions




UNiD™ ASI leverages predictive models for pediatric deformity to provide compensatory measurements of lumbar lordosis and pelvic tilt aiding in pre-operative planning, intra-operative alignment execution, and longitudinal data collection for patients.



LigaPASS™ 2.0 system is designed to help achieve a well-balanced spine in both coronal and sagittal planes when screws, hooks, or wires cannot be placed and axial derotation and reduction are both desired.



Mazor™ robotic guidance platform is a powerful minimally invasive solution featuring planning tools that enable 3-D construct design and robotic surgical execution for a seamless OR experience.



Josephine™ the giraffe is our ambassador for education to children with early onset scoliosis and their families.



MANUEL CASSIANO NEVES, MD

Manuel Cassiano Neves, MD, is a pediatric orthopaedic surgeon who specializes in pediatric trauma, foot, and hip problems. After completing orthopaedic residency at the University of Lisbon, he was a research fellow at the Hospital for Special Surgery in New York, pursuing his training in other prestigious hospitals in France and Austria later on.

He worked as assistant professor of orthopedics at the Orthopedic Department of the Medical School in Lisbon until his nomination as Medical Director of the Orthopedic Department in Children's Hospital Dona Estefânia, Lisbon. He is currently the Honorary Chair of the Pediatric Orthopedic Department at Hospital CUF Descobertas in Lisbon.

During his career, he manifested a special interest in graduate and postgraduate education and over the past 20 years, has been involved in the development of orthopedic education in Europe and, in particular, pediatric orthopedic conditions. He was appointed Chair of the EFORT Education Platform responsible for the uniformization of orthopaedic education in Europe and has been involved with the European Board of Orthopaedics and Traumatology since its foundation in 2001. His dedication to education in pediatric orthopaedics is best exemplified by his involvement in the development of BAT courses.

He has more than 40 publications in peer-reviewed journals, has given more than 250 presentations all over the world, and has received several awards for his outstanding work, including the Neer Award and the Jorge Mineiro Award.

Dr. Cassiano is the past president of the Portuguese Society of Orthopaedics and Traumatology (SPOT) and the European Federation of National Associations of Orthopaedics and Traumatology (EFORT).

For his contributions to European orthopaedics, Dr. Cassiano received several honorary memberships in National Orthopaedic Associations, including the Czech Republic, Portugal, Serbia, France, Spain, and Europe (EFORT).



LAWRENCE G. LENKE, MD

Lawrence G. Lenke, MD, is currently Professor of Orthopedic Surgery (in Neurological Surgery) with tenure, Chief of Spinal Deformity Surgery, and co-Director of both the Pediatric and Adult Spine Surgery and Advanced Pediatric Spinal Deformity Surgery Fellowships at Columbia University Medical Center. He is also Co-Director of Och Spine, and Surgeon-in-Chief of the Och Spine Hospital at New York-Presbyterian/Allen Hospital.

His world-renowned clinical practice, now in its 33rd year, is devoted exclusively to spinal deformity surgery with an emphasis on complex reconstructive surgery in both children and adults. Recognized as one of the premier academic spinal deformity surgeons in the world with a current H-Index of 123, he spearheaded the development of the Lenke classification system for Adolescent Idiopathic Scoliosis (AIS) nearly 25 years ago which still remains the global gold standard.

Dr. Lenke was honored with the North American Spine Society's 2013 Leon Wiltse Award for excellence in leadership and/or clinical research in spine care. Also in 2013, Dr. Lenke was listed in *Orthopedics This Week* as one of "The Top 28 Spine Surgeons in North America." He proudly served as one of the youngest presidents of the Scoliosis Research Society in 2010-2011, and received the Humanitarian Award and gave the Harrington Guest Lecture at the 2022 SRS Annual Meeting in Stockholm, Sweden.

Dr. Lenke's prolific academic career includes publishing over 675 peer-reviewed manuscripts, editing five textbooks on Spinal Surgery, writing more than 150 textbook chapters, chairing over 140 Spinal Surgery meetings, and having been an invited Visiting Professor nationally and internationally more than 125 times. As a reflection of his preeminent surgical skills, he has personally hosted over 700 spinal surgeons from around the globe to observe his surgeries in the past 25 years.

CARE THAT'S AHEAD OF THE CURVE

Here, we bring together pediatric surgery, sports medicine, rehabilitation and research all in one place. Our expertise draws patients from across the country and around the world. And with 10 subspecialties, we lead the nation in personalized orthopedic care just for kids.

62,000+

Patients in 2023

4,500+

Surgeries in 2023



Learn more about how we're advancing pediatric orthopedic care.



Children's Hospital Colorado
Orthopedics Institute

6:30 PM–6:39 PM

WELCOME

EPOS President: *Hakan Ömeroğlu, MD, AAS*

POSNA President: *Daniel Sucato, MD, MS*

Local Hosts: *Megan Young, MD; Matthew Oetgen, MD, MBA*

6:40 PM–6:48 PM

RECOGNITION OF INDUSTRY SPONSORS

Hakan Ömeroğlu, MD, AAS

Daniel Sucato, MD, MS

6:49 PM–7:09 PM

INTRODUCTION OF DISTINGUISHED GUESTS

- EPOS Board of Directors
- Pro Maximis Meritis Award Recipient
- EPOS Presidential Speaker
- POSNA Board of Directors
- Distinguished Achievement Award Recipient
- POSNA Presidential Speaker
- International Presidents
- EPOS and POSNA New Members
- POSNA Hall of Fame Recipients
- POSNA Fellows
- POGO Visiting Scholars

7:10 PM–7:30 PM

PRESENTATION OF EPOS AWARDS

EPOS Humanitarian Award: *Hakan Ömeroğlu, MD, AAS*

EPOS Young Researcher Awards: *Hakan Ömeroğlu, MD, AAS*

PRESENTATION OF POSNA AWARDS

Angela S.M. Kuo Memorial Award: *Ken Kuo, MD*

St. Giles Young Investigator Award: *Daniel Sucato, MD, MS*

Arthur H. Huene Memorial Award: *Daniel Sucato, MD, MS*

POSNA Special Effort and Excellence Award: *Daniel Sucato, MD, MS*

POSNA Humanitarian Award: *Daniel Sucato, MD, MS*

7:31 PM–7:35 PM

INTRODUCTION OF STEEL LECTURER

Matthew Oetgen, MD, MBA

7:36 PM–7:56 PM

STEEL LECTURE

Rajiv J. Shah, MD

Big Bets: A Playbook for Large-Scale Change

8:00 PM–10:00 PM

WELCOME RECEPTION



EPOS PRO MAXIMIS MERITIS AWARD DEBORAH EASTWOOD, FRCS

I became fascinated by growth and function during my medical student days and have had the privilege of pursuing these interests throughout my career. I work at two Institutions: one centred on the care of the child and the other, on the care of patients with musculoskeletal problems: a split lifestyle that gives me an added understanding of the challenges faced by different hospitals within our single national health service (NHS).

I juggle the three facets of UK consultant practice, namely clinical work, research, and teaching with some medical management and national/international commitments thrown into the mix. I am currently Clinical Lead and 'Head of Research' for our department at the RNOH. I am an Associate Professor at University College London and honoured to have been recognized by trainees for my commitment to training.

I am a proud past president of EPOS, the organization that has supported me throughout my career, and I am delighted to have played my role in helping the society grow.


I am the immediate past president of the British Orthopaedic Association (BOA), delivering our agenda of developing and maintaining innovative and sustainable solutions for training, research, and clinical care with diversity, inclusion, and engagement at the forefront of our plans. An agenda that emphasizes our commitment to '*Care for patients and Support surgeons.*'

I am the vice president-elect for the International Orthopaedic Diversity Alliance (IODA) and look forward to continuing to support all aspects of diversity and inclusion and equity of access.

In my spare time, I enjoy London life and catching up with international friends and colleagues at meetings such as EPOSNA 2024.

POSNA DISTINGUISHED ACHIEVEMENT AWARD CHARLES E. JOHNSTON, MD

Charles ("Charlie") E. Johnston, MD, is assistant chief of staff emeritus at Texas Scottish Rite Hospital for Children, where he practiced continuously since 1985, until his retirement from direct patient care in 2021. A native of Los Angeles, with family ties to south Texas, he graduated from Yale University and Columbia University College of Physicians and Surgeons, completed a surgical internship in San Antonio, and an orthopaedic surgery residency at the University of Virginia Medical Center in Charlottesville. He returned to Texas as a Harrington Fellow in Pediatric Orthopaedics and Scoliosis at TSRH in Dallas in 1981-1982 (the fellowship had no relationship to Dr. Paul R. Harrington).



Dr. Johnston is currently Professor in the Department of Orthopaedic Surgery at the University of Texas Southwestern Medical Center at Dallas and continues as a volunteer orthopaedic staff and researcher at TSRH. He is an elite reviewer for the *Journal of Bone and Joint Surgery* and the *Journal of Children's Orthopaedics*. He is a fellow in the American Academy of Orthopaedic Surgeons and serves on two committees and is a former member of the executive committee of the Pediatric Spine Study Group and Foundation.

Currently, in emeritus status, he has been a member of the Scoliosis Research Society since 1987 and delivered the 2021 Harrington lecture on “The Search for Biologic Treatments Addressing **Etiology** of Scoliosis.”

As a member of the Pediatric Orthopaedic Society of North America since 1986, he has served on multiple committees and received its Humanitarian Award in 2020, based on his multiple medical mission/teaching trips to Palestine, Jordan, Honduras, and Guatemala beginning in the 1990s. He was elected to the POSNA Hall of Fame in 2022. He also is a member of the European Paediatric Orthopaedic Society and the Texas Orthopaedic Association.

Dr. Johnston has published over 160 papers in peer-reviewed journals and authored approximately 30 book chapters. He has been an invited faculty or visiting professor at national and international institutions on over 60 occasions.



EPOS HUMANITARIAN AWARD ELHANAN BAR-ON, MD, MPH

Elhanan Bar-On, MD, MPH, grew up in Tel Aviv, Israel. Following his military service as a pilot in The Israel Air Force, he studied medicine at Tel Aviv University and completed his orthopaedic residency at Kaplan Medical Center. He trained in pediatric orthopaedics at Denver Children's Hospital in Colorado and Newington Children's Hospital in Connecticut. Upon returning to Israel, he worked at Hadassah Medical Center and then at Schneider Children's Medical

Center, serving as head of pediatric orthopaedics from 1996 to 2017,

Alongside his career in pediatric orthopaedics and being active in both EPOS and POSNA, his passion has been in emergency missions to disaster areas and humanitarian aid in underserved regions worldwide. He has deployed in multiple field hospital missions with the Israel Defense Forces Medical Corps, as well as with other governmental and non-governmental organizations, and is active in the WHO Emergency Medical Team initiative. His deployments to disaster zones include earthquakes in Turkey, India, Haiti, and Nepal, tropical storms in The Philippines and Mozambique, a volcanic eruption in Guatemala, an explosion in Equatorial Guinea, a refugee crisis in Greece, infectious outbreaks in Zambia and Italy, and recently, leading a field hospital deployment to Ukraine. In addition, he has participated in multiple non-emergency humanitarian missions worldwide, treating patients, training local medical teams, and mentoring in Israel to fellows from developing countries. He was one of the leaders of the EPOS Regional Core Curriculum Courses, teaching pediatric orthopaedics in countries on the periphery of Europe as well as in Nepal, Morocco, and most recently, Ethiopia. Closer to home, he has been active in various programs promoting collaboration between Israeli and Palestinian medical teams from the West Bank and Gaza.

In 2017, he established The Humanitarian and Disaster Response Center at Sheba Medical Center which he heads today.



POSNA HUMANITARIAN AWARD COLEEN SABATINI, MD, MPH

Coleen Sabatini, MD, MPH, is a pediatric orthopaedic surgeon at the University of California San Francisco Benioff Children's Hospital Oakland, CA, with a practice emphasis on trauma and clubfoot/foot deformities. Dr. Sabatini's research and advocacy efforts focus on improving access to, and quality of, musculoskeletal care for children, particularly for those in lower-resource settings.

Although she has had the privilege to teach and/or work in different countries, including Nepal, India, the Philippines, and the Dominican Republic, her international work has primarily been based in Uganda, where she has been working since her first trip there (with Dr. Norgrove Penny) in 2013. In 2015, she started a research program to study neglected surgical conditions and to help build musculoskeletal research capacity in the country. One major focus of her research has been on musculoskeletal disabilities related to intramuscular injections (often for treatment of malaria) that affect thousands of children in Uganda. Recognizing that a few short trips a year were not sufficient to achieve meaningful collaboration and impact, in 2019, she began to spend approximately 4 months a year working in Uganda. Recently, with others from POSNA, Dr. Sabatini was a lead faculty for a COEDN-sponsored pediatric orthopaedic COSECSA fellowship based at CoRSU Hospital. She organized weekly online educational conferences during COVID restrictions. Currently, with colleagues in Uganda, she is doing sustainability planning to ensure an ongoing fellowship and expansion of pediatric orthopaedic education in the country while also continuing her long-standing research and advocacy work.

Dr. Sabatini previously served on the COUR (now POGO) Committee of POSNA, including 3 years as Chair. She is a Co-Director of the UCSF Institute of Global Orthopaedics and Traumatology (IGOT) and Associate Director of the UCSF Center for Health Equity in Surgery and Anesthesia (CHESA) and is involved in numerous education, advocacy, and research efforts focused on global surgery/health equity through these entities.

POSNA SPECIAL EFFORT AND EXCELLENCE AWARD CARTER CLEMENT, MD, MBA

Carter Clement, MD, MBA, is a pediatric orthopaedic surgeon at Children's Hospital of New Orleans and associate professor of orthopaedics at LSU. He trained at Penn, UNC, and Rady Children's Hospital before returning to his hometown to practice. He specializes in spine deformity, hip preservation, and complex foot deformity.



Dr. Clement has been a POSNA member for 5 years and is an enthusiastic member of the PEMR and POGO Committees. He is passionate about international medical work and has spent time abroad volunteering in numerous countries. He is also very engaged in education, including serving as associate program director for LSU's orthopaedic surgery residency and as chair of the Education Committee in the division of pediatric orthopaedics. He has won multiple teaching awards in these roles.

Whenever possible, he enjoys spending time with his three young children (especially practicing for Little League and watching Mardi Gras parades) and exploring the New Orleans restaurant scene with his wife, Meredith.

Until the 1960s, no orthopaedist limited their practice to children. The POSNA Hall of Fame provides an enduring history to honor those POSNA members who have displayed dedication to the Pediatric Orthopaedic Society of North America, teaching and mentoring, studying musculoskeletal conditions in children, and caring for children with musculoskeletal conditions. Nominations for members are accepted each fall and selected by the Awards Committee and members of the Hall of Fame.

Eligibility: POSNA member for at least 15 years, Minimum age of 60 years

2024 INDUCTEES



Alain Dimeglio, MD



John "Jack" M. Flynn, MD



Laura Lowe Tosi, MD



Richard H. Gross, MD



Scan the QR CODE to read more about
the spectacular lives and careers of the
2024 POSNA Hall of Fame inductees



EPOS YOUNG RESEARCHER AWARDS MARCO TURATI, MD

Marco Turati, MD, married and father of four children is Assistant Professor at Milano-Bicocca University. He is a Consultant Orthopaedic Surgeon at San Gerardo Hospital, Italy, and at the Transalpine Center of Pediatric Sports Medicine and Surgery.

He participated in the development of the Transalpine Center of Pediatric Sports Medicine and Surgery, an International Pediatric Sports Medicine Center between the Grenoble Alps University Hospital, France, and the University of Milano-Bicocca.

His clinical and research interests are sports medicine, paediatric orthopaedics, and paediatric sports medicine. He was a member of the orthopaedic team of the medical service crew for the Youth Olympic Games 2020 in Lausanne (Swiss).

He participates actively in EPOS (European Paediatric Orthopaedic Society), BAT Educational Programme as chair of EPOS BAT Advanced Course Paediatric Sports Medicine & Arthroscopy - Cadaver Workshop in 2022 and chair of EPOS Sports Study Group Webinar: Pediatric Meniscal Injuries (2021) and faculty member of EPOS BAT Sport's Med Advanced Course: Cadaver Workshop Knee and Ankle Joints in Children and Adolescents (2018), EPOS Sports Study Group Webinar Osteochondritis Dissecans (2020) and 7th EPOS BAT Instructional Course Trilogy (Part II and III – 2023), and cochair of the EPOS Pre-meeting Course: The Paediatric Knee: Traumatic Injuries at the EPOS 40th Annual Meeting, Copenhagen (Denmark-2022).

In addition, he was the EPOS research grant winner in 2021 with the project: "EPOS Discoid Meniscus (DiMe) Project: a Prospective Multicentric Cohort Protocol."

He is currently the chair of the EPOS Sports Study Group and a member of the EPOS Scientific Committee.

EPOS YOUNG RESEARCHER AWARDS GIANLUCA TESTA, MD

Gianluca Testa, MD, was born in Catania, Italy, in 1986, where he grew up and obtained his educational qualifications. He is passionate about Pediatric Orthopaedics and began practicing it early during his residency in orthopaedics and traumatology, under the guidance of Professor Vito Pavone. He won his first scholarship, which allowed him to attend the BAT course and become a member of the European Paediatric Orthopaedic Society (EPOS).

In 2018, he obtained the EPOS to SLAOTI Traveling Fellowship and visited the main pediatric orthopaedic hospitals in Sao Paulo, Cordoba, and Bogota.

He has received numerous scientific prizes and recognitions, such as national qualifications as a first and second-level professor, national and international scholarships, and prizes for best communications. Today, he is a research professor at the University of Catania, teaching in all healthcare degree courses. At the age of 36, he was appointed an associate professor



in orthopaedics and traumatology. His surgical activity concerns pediatric orthopaedics and traumatology, adult traumatology, and correction of child and adult deformities with external fixation.

He participated in various national and international research projects with EPOS and the Italian Society of Traumatology and Pediatric Orthopedics. He carried out surveys on flat feet, supracondylar fractures of the humerus, and developmental dysplasia of the hip.

He has published over 100 scientific articles, with more than half in the pediatric orthopaedic and traumatology fields. His main research topics are foot and ankle, hip, basic science, traumatology, deformity correction, and neuroorthopaedics.



STEEL LECTURE RAJIV SHAH, MD

President
The Rockefeller Foundation

Rajiv J. Shah, MD, serves as president of the Rockefeller Foundation, a global institution committed to promoting the well-being of humanity around the world through data, science, and innovation. Under his leadership, the foundation raised and deployed more than \$1 billion to respond to the COVID pandemic at home and abroad, launched a \$10 billion Global Energy Alliance for People and Planet to help secure a just and green recovery, and is currently seeking to advance human opportunity, even while reversing the climate crisis. Dr. Shah serves on President Biden's Defense Policy Board and is a member of the American Academy of Arts and Sciences and the Council on Foreign Relations.

In October 2023, he published *Big Bets: How Large-Scale Change Really Happens*, sharing a dynamic new model for realizing transformative change, inspired by his own work and that of The Foundation, and changemakers from around the world. He is married to Shivam Mallick Shah, and they have three children.

LEAD LIKE LORI LECTURE**Room: Potomac Ballroom**

12:10 PM–1:20 PM



In 2022, we tragically lost one of the greats of the pediatric orthopaedic community. Dr. Lori Karol was a friend and mentor to many and an inspiration to all. Her distinguished career includes the devoted care of many children with complex issues, landmark research, and the training of countless young surgeons. She was not only a trailblazer but excelled at fostering conversations and connections among POSNA members. As the first female president of POSNA, she not only brought decades of experience but also diversity to the senior leadership and had a hand in welcoming many of us into this society.

In the hopes of filling some of the void that is left by her absence, we have instituted a 3-year leadership lecture series to be held at the Annual Meeting. Funded by donations in her honor, we look forward to hearing from inspiring and inciteful speakers who are trailblazers in their own right in the world outside of pediatric orthopaedics. We hope that you enjoy the unique perspectives that each will bring and the opportunity to continue building on the many leadership lessons she instilled in us.

KEYNOTE: HABITS, HOPE, AND HEROES

Captain Tammie Jo Shults possessed an early interest in flying, but she faced various obstacles on her path to becoming a military pilot. Applying her lifelong trait of perseverance, she eventually became one of the first female F/A-18 Hornet pilots in the United States Navy.

After concluding her Navy career, she became a pilot for Southwest Airlines. Tammie Jo's incredible history and talent received wide acclaim on April 17, 2018, when she successfully landed a Southwest Boeing 737 after an engine exploded at high altitude, causing multiple system failures and a rapid depressurization. The successful landing of Flight 1380 in Philadelphia saved 148 total lives, including passengers and crew as detailed in her National Best Seller book, *Nerves of Steel*.

Tammie Jo and her husband Dean live in Texas, and Dean also enjoys flying for Southwest Airlines. The couple has two adult children and are committed to living out their faith and serving in their community. They are active in their church and volunteer at a school focusing on at-risk youth. While Tammie Joe retired from commercial flying in September 2020, she continues to dedicate herself to volunteer piloting and serves on various boards, including the first DOT Women's In Aviation Advisory Board to the FAA, Pearl Harbor Aviation Board, and the Naval Aviation Museum Foundation Board. In addition, she has received a number of aviation awards, the latest being inducted into the International Aviation Hall of Fame.

Your partner in EXCELLENCE

In our relentless pursuit of improvement, we have partnered with many of you and we are **changing the outcome together.**

- Cincinnati Children's created Solutions for Patient Safety, now in over 140 children's hospitals, that has dramatically decreased patient harm.
- POSNA's QSVI program, setting the standard for quality in Pediatric Orthopedics.
- Cincinnati Children's is involved with dozens of research and study groups.



THANK YOU!

SESSION 1 – TRAUMA

Room: Potomac Ballroom

Moderators: *Jonathan G. Schoenecker, MD, PhD and Melinda Witbreuk, MD, PhD*

8:00 AM–9:41 AM

8:00 AM–8:05 AM Welcome & Remarks

1

8:06 AM–8:10 AM

Radiological, Clinical, and Functional Outcome of Children with Traumatic Hip Dislocation: Review of 66 Cases

*Sara De Salvo; Shunyou Chen; Fabio Sammartino; Jeanne-Agathe Mujadiki Luesa; Yunan Lu; Wentao Wang; Liwei Shi; Lianyong Li; Vito Pavone; Federico Canavese, MD; France-China-Italy Traumatic Hip Dislocation Study Group
CHU Lille, Lille, France*

2

8:11 AM–8:15 AM

Diaphyseal Femur Fractures in Children Under the Age of 3 – Risk Factors for Non-Accidental Trauma: A CORTICES Multi-Center Study

*Manya Bali; Patricia E. Miller, MS; Benjamin J. Shore, MD, MPH, FRCSC; Scott B. Rosenfeld, MD; CORTICES
Boston Children's Hospital, Boston, MA, U.S.*

3

8:16 AM–8:20 AM

Increased Odds of Non-Accidental Traumatic Fractures in Pediatric Patients with Intellectual Disability Disorder: A Stratified Analysis

*Rishi Gonuguntla; David Momtaz; Mehul Mittal; Beltran Torres-Izquierdo; Pooya Hosseinzadeh, MD
Washington University in St. Louis, St. Louis, MO, U.S.*

8:21 AM–8:29 AM Discussion

4

8:30 AM–8:34 AM

Ischial Tuberosity Avulsion Fractures: Treatment and Return to Sport in Athletes with Displaced Fragments

*Jayson Saleet; Eduardo Novais, MD; Yi-Meng Yen, MD; Mininder S. Kocher, MD, MPH; Lyle J. Micheli, MD; Benton E. Heyworth, MD
Boston Children's Hospital, Boston, MA, U.S.*

5

8:35 AM–8:39 AM

Pre-Existing Femoroacetabular Impingement is Associated with Pelvic Avulsion Fractures in Adolescents: A Matched Cohort Study

*Miles Batty; Samantha L. Ferraro, BS; Munif Hatem; Patricia E. Miller, MS; Benton E. Heyworth, MD; Sarah D. Bixby; Eduardo Novais, MD
Boston Children's Hospital, Boston, MA, U.S.*

6

8:40 AM–8:44 AM

An Emerging Healthcare Crisis: Trends in Pediatric Firearm Injuries Over Time - Analysis of Over 1100 Cases

*Claire Sentilles; Elizabeth Lane Whitman; Keith Jayson Orland; Abu Mohd. Naser; Jonathan Rowland; Jeffrey R. Sawyer, MD; Benjamin West Sheffer, MD; David D. Spence, MD; William C. Warner, MD; Derek M. Kelly, MD, FAAOS, FAOA
Campbell Clinic, Germantown, TN, U.S.*

8:45 AM–8:53 AM Discussion

7

8:54 AM–8:58 AM

Loss of Reduction in Pediatric Distal Radius Fractures: Risk Factors from a Prospective Multicenter Registry

*Apurva S. Shah, MD, MBA; Zoe Elizabeth Belardo, BA; Mark Leland Miller, MD; Michael Willey; Susan T. Mahan, MD, MPH; Divya Talwar; Rebecca Aguiar; Sana Bouajaj; Aspen Miller; Joshua Marino; Donald S. Bae, MD; Pediatric Distal Radius Fracture Registry
Children's Hospital of Philadelphia, Philadelphia, PA, U.S.*

8

8:59 AM–9:03 AM

Modified Elastic Stable Intramedullary Nailing, a New Approach for Distal Metaphyso-Diaphyseal Junction of Forearm in Children.

*Elie Georges Saliba; Pauline Savidan; Clement Munoz; Yan Lefèvre
Hopital Des Enfants CHU de Bordeaux, Bordeaux, France*

9

9:04 AM–9:08 AM

Take It or Leave It: Prevalence and Complications from Hardware Removal following Pediatric Fracture Fixation

*Vineet Desai; Scott J. Mahon; Lucas Hauth; Amanda Pang; Apurva S. Shah, MD, MBA; Jason Anari, MD
Children's Hospital of Philadelphia, Philadelphia, PA, U.S.*

9:09 AM–9:17 AM Discussion

10

9:18 AM–9:22 AM

Use of the Bioabsorbable Activa IM-Nail™ in Pediatric Diaphyseal Forearm Fractures: A Prospective Cohort Study With At Least One Year Follow-Up ♦

*David Goettsche; Morten Jon Andersen, MD
Copenhagen University Hospital - Herlev and Gentofte, Copenhagen, Denmark*

11

9:23 AM–9:27 AM

Biodegradable Magnesium Implants – a Game Changer in Pediatric Trauma Care

*Romy Marek; Tavishi Singh; Nicole Gabriele Sommer; Annelie-Martina Weinberg, MD, PhD
Medical University of Graz, Graz, Austria*

12

9:28 AM–9:32 AM

Biodegradable Intramedullary Nailing of Severely Displaced Distal Paediatric Metaphyseal Radius Fractures

*Marcell Benjamin Varga; Gergo Józsa; Zsófia Krupa; Tamás Kassai
Manninger Jenő Baleseti Központ, Budapest, Hungary*

9:33 AM–9:41 AM Discussion

9:48 AM–10:08 AM AM Break/Exhibits

POSNA PRESIDENTIAL SPEAKER

Room: Potomac Ballroom

10:15 AM–10:40AM

10:15 AM–10:19 AM Introduction
10:20 AM–10:40 AM *Lawrence Lenke, MD*

SESSION 2 – BEST OF SPINE

Room: Potomac Ballroom

Moderators: Carol C. Hasler, MD and Peter O. Newton, MD

10:41 AM–11:53 AM

10:41 AM–10:43 AM Welcome & Remarks

13

10:44 AM–10:48 AM

Can Scoliosis-Specific Exercises be Performed with Wearing Brace in Treating Adolescent Idiopathic Scoliosis: an Alternative Use of Scoliosis-Specific Exercises without Sacrificing Bracing Hour

*Charlene Fan; Michael To; Jason Cheung; Kenneth MC Cheung, MD
The University of Hong Kong – Shenzhen Hospital, Shenzhen, People's Republic of China*

♦ Indicates a presentation in which the FDA has not cleared the drug and/or medical device for the use described (i.e., the drug or medical device is being discussed for an "off label" use)."

14

10:49 AM–10:53 AM

Surgeon Contoured Versus Pre-Contoured Patient-Specific Rods in Adolescent Idiopathic Scoliosis: Assessing Global Sagittal Alignment

Sahir Jabbouri, MD; Peter Joo; Wyatt David; Seongho Jeong; Jay Moran; Anshu Jonnalagadda; Dominick A. Tuason, MD Yale School of Medicine, New Haven, CT, U.S.

15

10:54 AM–10:58 AM

Pulmonary Function at Minimum 10 Years After Segmental Pedicle Screw Instrumentation for Thoracic Adolescent Idiopathic Scoliosis

Linda Helenius; Matti Mikael Ahonen; Johanna Syvänen; Ilkka J. Helenius, MD Helsinki University Hospital, Helsinki, Finland

10:59 AM–11:07 AM Discussion

16

11:08 AM–11:12 AM

Osteotomies at The Time of Graduation Surgery: How Much Do We Get from Them?

Tyler A. Tetreault, MD; Tiffany Phan; Tishya A. L. Wren, PhD; Michael J. Heffernan, MD; John B. Emans, MD; Lawrence I. Karlin, MD; Amer F. Samdani, MD; Michael G. Vitale, MD, MPH; Ilkka J. Helenius, MD; Lindsay Andras, MD; Pediatric Spine Study Group Children's Hospital Los Angeles, Los Angeles, CA, U.S.

17

11:13 AM–11:17 AM

Is Bracing after Completion of Mehta Casting Worthwhile?

Tiffany Thompson; Carlos Monroig-Rivera; Mike M. O'Sullivan; Charles E. Johnston, MD Scottish Rite for Children, Dallas, TX, U.S.

18

11:18 AM–11:22 AM

Limited Fusion for Congenital Scoliosis: Is it Truly One and Done?

Brandon Yoshida; Tyler A. Tetreault, MD; Luke Christian Drake, MD; Tiffany Phan; Jacquelyn Nicole Valenzuela-Moss; Tishya A.L. Wren, PhD; Lindsay Andras, MD; Michael J. Heffernan, MD Children's Hospital Los Angeles, Los Angeles, CA, U.S.

11:23 AM–11:31 AM Discussion

19

11:32 AM–11:36 AM

Greater Implant Density Does Not Improve Pelvic Obliquity and Major Curve Correction in Neuromuscular Scoliosis

Patrick Thornley, MD; Arlene R. Maheu; Kenneth Rogers, PhD, ATC; Paul D. Sponseller, MD, MBA; Peter O. Newton, MD; A. Noelle Larson, MD; Joshua Pahys, MD; Peter G. Gabos, MD; M. Wade Shrader, MD; Tracey P. Bastrom, MA; Suken A. Shah, MD; Harms Study Group Nemours Children's Hospital, Wilmington, DE, U.S.

20

11:37 AM–11:41 AM

The Effect of Traction and Spinal Cord Morphology on Intraoperative Neuromonitoring Alerts

Evan Fene; Lydia Klinkerman, BS; Charles E. Johnston, MD; Jaysson T. Brooks, MD; Megan Johnson, MD Scottish Rite for Children, Dallas, TX, U.S.

21

11:42 AM–11:46 AM

What kind of Kyphosis? Stratifying Thoracolumbar Kyphosis in Achondroplasia

Luiz Carlos Almeida Da Silva; Yusuke Hori; Colleen P. Ditro, DNP, CPNP; Kenneth Rogers, PhD, ATC; J. Richard Bowen, MD; William G. Mackenzie, MD; Stuart Mackenzie, MD Nemours Children's Hospital, Wilmington, DE, U.S.

11:47 AM–11:55 AM Discussion

12:15 PM–1:15 PM

Room: Cherry Blossom Ballroom
OrthoPediatrics**Decision-Making in the Orthopaedic Management of Neuromuscular Patients***Benjamin J. Shore, MD, MPH, FRCSC (Boston Children's); M. Wade Shrader, MD (Nemours Children's Health); Ana Presedo, MD (Hôpital Robert Debré)*

Patients with neuromuscular conditions comprise a large part of a pediatric orthopaedist's practice whether that surgeon focuses on hip preservation, deformity, motion analysis, or spine surgery. The management of these complex patients has become more specialized and involves true multi-disciplinary care even within the orthopaedic department itself. We intend to go through the orthopaedic issues patients and surgeons face throughout the pediatric lifespan, including hip subluxation and dislocation, deformity correction, and scoliosis with an emphasis on both non-operative and operative care, early intervention, pre-operative planning, and the multiple decision points that the surgeon will encounter. We anticipate a highly interactive session with some controversial discussion and a better understanding of the pros and cons of various treatment modalities.

Room: National Harbor 10-11
PediTST**Fragile and Congenital Long Bone Surgical Treatment***Muharrem Inan, MD (Istanbul Ortopediatri Pediatric Orthopedic Clinic); Nicholas Green, MD (Sheffield Children's Hospital)*

A session for those surgeons dealing with Deformity and Congenital Disorders, including Fragility who wish to utilize a system for acute and long-term stability and guidance in patients with an expectation of continual skeletal growth.

Room: National Harbor 2-3
Medtronic**The Evolving Role of AI and Modular Solutions in Pediatric Deformity***Grant Hogue, MD (Boston Children's); Nicholas Fletcher, MD (Children's Healthcare of Atlanta); Brice Ilharborde, MD (Hôpital Robert Debré)*

Medtronic is leading this revolution by integrating powerful complementary technologies: artificial intelligence-driven surgical planning, personalized spinal implants, and modular screw system, which together advance standardization and reduced variability. This workshop will provide a unique opportunity to discover how spine surgeons are incorporating these integrated solutions into their practice and how Medtronic is accelerating the transition to a new era of personalized medicine to deliver optimal patient care.

Room: National Harbor 4-5
Globus Medical**Building Stability: Emphasizing the Toolbox in Pediatric Spinal Deformity Care***Peter Sturm, MD (Cincinnati Children's Hospital), Robert H. Cho, MD (Shriners Children's Hospital Southern California), & Professor Ilkka Helenius, MD (HUS Helsinki University Hospital)*

Join our esteemed faculty for an immersive workshop designed to explore the cutting-edge advancements in pediatric deformity technology. This engaging session brings together industry leaders and experts to delve into the latest innovations from Globus Medical. Techniques and tools designed to help revolutionize the landscape of pediatric spinal care will be discussed.

SESSION 3A – ADOLESCENT IDIOPATHIC SCOLIOSIS (AIS)

Room: Potomac Ballroom

Moderators: *Lindsay Andras, MD and Dror Ovadia, MD*

2:00 PM–3:38 PM

2:00 PM–2:02 PM Welcome & Remarks

22

2:03 PM–2:07 PM

Distribution of Curve Flexibility in Idiopathic Scoliosis – A Descriptive Study

Simon Blanchard, Matan Malka, Ritt Givens, Alondra Concepcion, Michael G. Vitale, Benjamin D. Roye, Harms Study Group Morgan Stanley Children’s Hospital at New York-Presbyterian, New York, NY, U.S.

23

2:08 PM–2:12 PM

When is Growth Greatest? Spine and Total Body Growth in Idiopathic Scoliosis through Sanders Maturation Stages 2, 3A, 3B, and 4

Yusuke Hori; Bryan Menapace; Burak Kaymaz; Luiz Carlos Almeida Da Silva; Norihiro Isogai; Sadettin Ciftci; Kenneth Rogers, PhD, ATC; Petya Yorgova; Andrea Mary Elsbey; Peter G. Gabos, MD; Suken A. Shah, MD Nemours Children’s Hospital, Wilmington, DE, U.S.

24

2:13 PM–2:17 PM

The True Cost of Late Referral in Adolescent Idiopathic Scoliosis: A 5-year Follow-up Study

Emma Nadler; Jennifer Dermott, PT, MSc, PhD Candidate; Dorothy Kim; David E. Lebel, MD, PhD The Hospital for Sick Children (SickKids), Toronto, ON, Canada

2:18 PM–2:26 PM Discussion

25

2:27 PM–2:31 PM

Battle of the Braces: A Comparison of Brace Efficacy in Patients with Adolescent Idiopathic Scoliosis Treated with Providence, Boston-Style, and Rigo-Cheneau Braces

Leigh Davis; Amy Bridges; Julie Hantak; Hilary Harris; Sofie-Ellen Stroeve; Nikolay Braykov; Afrin Jahan; Nicholas D. Fletcher, MD Children’s Healthcare of Atlanta, Atlanta, GA, U.S.

26

2:32 PM–2:36 PM

Improvement in Axial Rotation with Bracing Reduces Risk of Curve Progression in Patients with Adolescent Idiopathic Scoliosis

Michael Fields; Christina Carin Rymond; Matan Malka; Ritt Givens; Matthew E. Simhon; Hiroko Matsumoto, PhD; Gerard F. Marciano; Afrain Z. Boby; Benjamin D. Roye, MD; Michael G. Vitale, MD, MPH Children’s Hospital of New York, New York, NY, U.S.

27

2:37 PM–2:41 PM

PROMIS-Based Assessment of Brace Compliance

Carlos Monroig-Rivera; David C. Thornberg; Chan-Hee Jo, PhD; Megan Johnson, MD Scottish Rite for Children, Dallas, TX, U.S.

2:42 PM–2:50 PM Discussion

28

2:51 PM–2:55 PM

Can Surgery be Proposed to Adolescent Idiopathic Scoliosis Patients with Structural Lumbar Curves Associated with Non-Reducible Iliolumbar Angle?

Laurentiu-Cosmin Focsa; Louise Ponchelet; Mikael Finoco; Anne-Laure Simon, MD, PhD; Brice Ilharreborde, MD CHU Robert Debré, AP-HP, Paris Cité University, Paris, France

29

2:56 PM–3:00 PM

Utility of Routine Postoperative Laboratory Testing after Posterior Spinal Fusion for Adolescent Idiopathic Scoliosis

David Liu; Alexander Farid; Gabriel S. Linden; Danielle Cook; Craig Munro Birch, MD; Michael T. Hresko, MD; Daniel Hedequist, MD; Grant Douglas Hogue, MD
Boston Children's Hospital, Boston, MA, U.S.

30

3:01 PM–3:05 PM

A Comparison of Opioid-Sparing Versus Opioid-Containing Postoperative Pain Management for Idiopathic Scoliosis

Michael Schallmo; Kayla Hietpas; Michael Paloski, DO, MBA
Carolinas Medical Center/OrthoCarolina, Charlotte, NC, U.S.

3:06 PM–3:14 PM

Discussion

31

3:15 PM–3:19 PM

An Accelerated Postoperative Protocol for Discharging Posterior Spinal Fusions Home in Less than Two days: Comparison of Two Matched Cohorts

Chase Bauer; Jeffrey Kessler, MD
Kaiser Permanente, Los Angeles, CA, U.S.

32

3:20 PM–3:24 PM

Can Surgery Improve Painful Adolescent Idiopathic Scoliosis Patients?

Arthur Poiri; Louise Ponchelet; Anne-Laure Simon, MD, PhD; Florence Julien-Marsollier; Mikael Finoco; Brice Ilharreborde, MD
CHU Robert Debré University Hospital, AP-HP, Paris, France

33

3:25 PM–3:29 PM

The Postoperative Decline in Health Related Quality of Life for Adolescents with Idiopathic Scoliosis Undergoing Spinal Fusion

Adam A. Jamnik; Emily E. Lachmann; Anne-Marie D. Datcu; David C. Thornberg; Chan-Hee Jo, PhD; Karl E. Rathjen, MD; Megan Johnson, MD; Brandon A. Ramo, MD
Scottish Rite for Children, Dallas, TX, U.S.

3:30 PM–3:38 PM

Discussion

3:45 PM–4:05 PM

PM Break/Exhibits

SESSION 3B – FOOT & ANKLE

Room: Woodrow Wilson Ballroom

Moderators: Deborah Eastwood, MD, FRCS and Steven Frick, MD

2:00 PM–3:38 PM

2:00 PM–2:02 PM

Welcome & Remarks

34

2:03 PM–2:07 PM

The CoCo (Core Outcome Clubfoot) Study. Recurrence, with Poorer Clinical and Quality of Life Outcomes, Affects 37% Patients: an International Multicentre Observational Study

Yael Gelfer, MD, PhD; Sean Cavanagh; Anna Bridgens; Maryse Bouchard, MD, MSc, FRCS; Elizabeth Ashby; Deborah Eastwood, MD
St George's Hospital, London, United Kingdom

35

2:08 PM–2:12 PM

Comparison of Clinical Outcomes, Parental Anxiety and Surgeon Satisfaction During Outpatient Clinic Versus Operating Room Setting for Achilles Tenotomy During Ponseti Method of Clubfoot Correction - A Randomized Control Trial

Karthick Sengoda Gounder Rangasamy; Premkumar Rajakumar; Nirmal Raj Gopinathan, MD
Post Graduate Institute of Medical Education and Research (PGIMER), Chandigarh, India

36

2:13 PM–2:17 PM

Effect of the Abduction Bracing on the Contralateral Foot in Patients with Unilateral Clubfoot Deformity: A Longitudinal Study

Kelly Jeans; Victoria Blackwood; Anthony Riccio, MD

Scottish Rite for Children, Dallas, TX, U.S.

2:18 PM–2:26 PM

Discussion

37

2:27 PM–2:31 PM

Clubfoot Relapse Rates in Idiopathic Clubfoot using the Ponseti Method: 65 Years of Data from a Single Institution

Jose A. Morcuende, MD; Arianna Dalamaggas; Malynda Wynn

University of Iowa, Iowa City, IA, U.S.

38

2:32 PM–2:36 PM

Comparative Analysis of Three Anterior Tibialis Tendon Transfer Techniques In Idiopathic Clubfoot

Gregory Firth, MD; Javier Masquijo, MD; Alexandre Arkader, MD; Victoria Allende Nores, MD; Manoj Ramachandran, FRCS
Royal London Hospital, London, United Kingdom

39

2:37 PM–2:41 PM

Rebound of the Radiological Effect of Anterior Distal Tibia Epiphysiodesis in Relapsed Ponseti Treated Clubfoot Patients after Implant Removal

Arnold T. Besselaar; Maria Christine Van Der Steen; Isabelle Van Tilburg
Máxima Medisch Centrum, Veldhoven, Netherlands

2:42 PM–2:50 PM

Discussion

40

2:51 PM–2:55 PM

Is There a Benefit to Rigid Fixation in Calcaneal Lengthening Osteotomy in Painful Pediatric Idiopathic Flatfoot Deformity? Comparing Results of Kirschner Wire versus Plate Fixation

Abhishek Tippabhatla; Beltran Torres-Izquierdo; Daniel Pereira; Zachary Meyer; Pooya Hosseinzadeh, MD

Washington University in St. Louis, St. Louis, MO, U.S.

41

2:56 PM–3:00 PM

Nonunion Rate of Evans Osteotomy Without Fixation in Pediatric Flatfoot

Smitha Mathew; Brian Gallagher; Megan Miles; Gregory Paul Guyton

MedStar Union Memorial Hospital, Baltimore, MD, U.S.

42

3:01 PM–3:05 PM

Improving Detection of Underlying Neurologic Etiology for Pediatric Cavovarus Foot Deformity: We Can Do Better

Mike O'Sullivan; Michelle Christie; Rusty Lynn Hartman; Jacob Zide, MD; Anthony Riccio, MD
Scottish Rite for Children, Dallas, TX, U.S.

3:06 PM–3:14 PM

Discussion

43

3:15 PM–3:19 PM

Efficacy of Ponseti Casting in Arthrogyposis

Theresa A. Hennessey, MD; Ferran Romero; Amanda Purcell, MD; Angielyn San Juan; Bruce MacWilliams

Shriners Children's™ Salt Lake City, Salt Lake City, UT, U.S.

44

3:20 PM–3:24 PM

Is the Proximal Lateral Epiphysiodesis of the 1st Metatarsal Effective in the Correction of Hallux Valgus in the Pediatric Population?

*Emanuel Seíça; Teresa Clode Araújo; Afonso Cardoso; Susana Norte; Monika Thüsing, MD; Manuel Cassiano Neves
Hospital CUF Descobertas, Lisbon, Portugal*

45

3:25 PM–3:29 PM

The Creation and Validation of an Ankle Bone Age Atlas and Data Predicting Remaining Ankle Growth

*Andrew Pennock, MD; James David Bomar, MPH; Jason Pedowitz; Stephen Carveth, MD
Rady Children's Hospital, San Diego, San Diego, CA, U.S.*

3:30 PM–3:38 PM

Discussion

3:45 PM–4:05 PM

PM Break/Exhibits

SESSION 3C – NEUROMUSCULAR & CEREBRAL PALSY

Room: Cherry Blossom Ballroom

Moderators: Jon Davids, MD and Elke Viehweger, MD, PhD

2:00 PM–3:38 PM

2:00 PM–2:02 PM

Welcome & Remarks

46

2:03 PM–2:07 PM

Hip Progression after Triradiate Cartilage Closure in Ambulatory Cerebral Palsy: Who Needs Continued Surveillance?

*Amelia M. Lindgren, MD; Ali Asma; Kenneth Rogers, PhD, ATC; Freeman Miller, MD; M. Wade Shrader, MD; Jason Howard, MD
Nemours Children's Hospital, Wilmington, DE, U.S.*

47

2:08 PM–2:12 PM

How well does Physical Examination Predict Radiographic Hip Displacement in Children with Cerebral Palsy?

*Unni G. Narayanan, MD, FRCSC; N. Susan Stott, MD; Darcy Fehlings; H. Graham, MD, FRCS; Kishore Mulpuri, MBBS, MHSc, FRCSC; Benjamin J. Shore, MD, MPH, FRCSC; M. Wade Shrader, MD; Moon Seok Park; Tim Theologis, MSc, PhD; Marek Jozwiak; Jon R. Davids, MD; Eva M. Ponten, MD, PhD; Gunnar Hagglund; Bjarne Moeller-Madsen, MD, PhD; Uri Givon, MD; Deborah Eastwood, MD; Tom F. Novacheck, MD; Cerebral Palsy Hip Outcomes Project (CHOP)
The Hospital for Sick Children (SickKids), Toronto, ON, Canada*

48

2:13 PM–2:17 PM

Femoral Head Shaft Angle Changes Based on Severity of Neurologic Impairment in Children with Cerebral Palsy and Spinal Muscle Atrophy

*Luiz Carlos Almeida Da Silva; Yusuke Hori; Burak Kaymaz; Kenneth Rogers, PhD, ATC; Arianna Trionfo, MD; Jason Howard, MD; J. Richard Bowen, MD; M. Wade Shrader, MD; Freeman Miller, MD
Nemours Children's Hospital, Wilmington, DE, U.S.*

2:18 PM–2:26 PM

Discussion

49

2:27 PM–2:31 PM

Proximal Femur Guided Growth for Spastic Hip Displacement in Cerebral Palsy Children - Long-term Follow-up

*Wei-Chun Lee, MD, PhD; Szu-Yao Wang; Hsuan Kai Kao, MD; Wen-E Yang, MD; Chia-Hsieh Chang, MD, PhD
Chang Gung Memorial Hospital, Taipei, Taiwan*

50

2:32 PM–2:36 PM

Does the Addition of Proximal Femoral Epiphysiodesis in Neuromuscular Hips Improve Caput Valgum?

M. Bryant Transtrum; Katelyn S. Rourk; Julia Todderud; Christina Regan; Anthony A. Stans, MD; William J. Shaughnessy, MD; A. Noelle Larson, MD; Todd A. Milbrandt, MD; Emmanouil (Manos) Grigoriou, MD
 Mayo Clinic, Rochester, MN, U.S.

51

2:37 PM–2:41 PM

Medialization at The Osteotomy Site May Reduce Relapse after Varus De-Rotational Osteotomy (VDRO) of the Proximal Femur in Cerebral Palsy

Frederico Vallim; Eduardo Duarte Pinto Godoy; Juliana Lyra; Joao Antonio Matheus Guimaraes; Marcello Henrique Nogueira-Barbosa; H. Graham, MD, FRCS
 Hospital Estadual da Criança, Rio de Janeiro, Brazil

2:42 PM–2:50 PM

Discussion

52

2:51 PM–2:55 PM

Combined Pelvic Osteotomy and Proximal Femur Guided Growth for Serious Hip Subluxation in Cerebral Palsy Children

Kuan-wen Wu, MD; Hsiang Chieh Hsieh; Chia-Che Lee; Ting-ming Wang, MD; Ken N. Kuo, MD
 National Taiwan University Hospital, Taipei, Taiwan

53

2:56 PM–3:00 PM

Medium Term Results after Femoral Head Resection and Subtrochanteric Valgus Osteotomy in Children and Adolescents with Cerebral Palsy

Ralf D. Stuecker, MD; Madeleine Marowsky; Oliver Jungesblut; André Strahl; Martin Rupprecht
 Childrens Hospital Hamburg-Altona, Hamburg, Germany

54

3:01 PM–3:05 PM

The Association Between Hip Displacement, Scoliosis and Pelvic Obliquity in 106 Nonambulatory Patients with Cerebral Palsy: A Longitudinal, Population-Based Study

Terje Terjesen; Svend Vinje; Thomas Kibsgård
 Oslo University Hospital, Rikshospitalet, Oslo, Norway

3:06 PM–3:14 PM

Discussion

55

3:15 PM–3:19 PM

The Evaluation of Total Hip Replacement in Management of Spastic Painful Hip Dislocation in Cerebral Palsy

Andrzej Sionek; Bartosz Babik; Jaroslaw Czubak
 Gruca Teaching Hospital CMKP, Warsaw-Otwock, Poland

56

3:20 PM–3:24 PM

Inter Rater Reliability of a Photo-Based Modified Foot Posture Index (MFPI) in Identifying Severity of Foot Deformity in Children with Cerebral Palsy

Beltran Torres-Izquierdo; Jason Howard, MD; Sean Tabaie, MD; Mara S. Karamitopoulos, MD; Benjamin J. Shore, MD, MPH, FRCSC; Monica Payares-Lizano, MD; Robert Lane Wimberly, MD; M. Wade Shrader, MD; Kristan A. Pierz, MD; Andrew Gregory Georgiadis, MD; Jason Rhodes, MD; Jon R. Davids, MD; Rachel Mednick Thompson, MD; Pooya Hosseinzadeh, MD
 Washington University in St. Louis, St. Louis, MO, U.S.

57

3:25 PM–3:29 PM

Impact of Femoral Derotation Osteotomy and Equinus Varus Foot Correction on Transverse Plane Asymmetry in Patients with Hemiplegic Cerebral Palsy

Mauro Cesar Moraes Filho, MD; Marcelo Hideki Fujino; Catia Miyuki Kawamura; Jose Augusto Fernandes Lopes; Fernanda Piumbini Azevedo
 AACD, São Paulo, Brazil

3:30 PM–3:38 PM Discussion

3:45 PM–4:05 PM PM Break/Exhibits

SESSION 3D – INFECTIONS & TUMORS

Room: National Harbor 2-3

Moderators: James McCarthy, MD, MHCM and Marta Salom, MD, PhD

2:00 PM–3:38 PM

2:00 PM–2:02 PM Welcome & Remarks

58

2:03 PM–2:07 PM

Aspirations Dashed: Serum Neutrophil-to-Lymphocyte Ratio is Not a Good Predictor of Septic Arthritis of the Hip and Knee in Pediatric Patients

Christopher John DeFrancesco, MD; David Peter VanEenaam; Carter Hall; Vineet Desai; Kevin Jossue Orellana; Wudbhav N. Sankar, MD Children's Hospital of Philadelphia, Philadelphia, PA, U.S.

59

2:08 PM–2:12 PM

Severity of Osteomyelitis - the Bug is the Problem

Haemish A. Crawford, MD; Anna McDonald; Simon Swift; Jillian Cornish; Reece Joseph; Sophia Huiyao Hamada-Zhu; Christina Straub; Brya Matthews Starship Children's Hospital, Auckland, New Zealand

60

2:13 PM–2:17 PM

Featherweight versus Heavyweight of Pediatric Musculoskeletal Infections: Kingella vs. the Titans of Staphylococcus and Streptococcus

Brian Quincey Hou; Malini Anand; William Franklin Hefley; Katherine Sara Hajdu; Stephen Chenard; Anoop Chandrashekar; Naadir Jamal; Michael Joseph Greenberg; Courtney Baker, MD; Stephanie N. Moore-Lotridge, PhD; Jonathan G. Schoenecker, MD, PhD

Vanderbilt University Medical Center, Nashville, TN, U.S.

2:18 PM–2:26 PM Discussion

61

2:27 PM–2:31 PM

Low Prevalence of Anaerobic Bacteria in Pediatric Septic Arthritis Makes Obtaining Anaerobic Cultures of Questionable Value

Maia Regan; David A. Spiegel, MD; Kenneth Smith; Keith D. Baldwin, MD Children's Hospital of Philadelphia, Philadelphia, PA, U.S.

62

2:32 PM–2:36 PM

Tiny Humans vs. a Deadly Disease: An Epidemiologic Review of Necrotizing Fasciitis in Pediatric Patients

Stephanie N. Moore-Lotridge, PhD; Samuel Johnson; Wendy Ramalingam, BS, MD; Jonathan G. Schoenecker, MD, PhD Vanderbilt University Medical Center, Nashville, TN, U.S.

63

2:37 PM–2:41 PM

Awake Biopsy in Paediatric Patients with Suspected Musculoskeletal Malignancy is Safe, Feasible, Cost-Effective and Reduces Time to Tissue Diagnosis

Huw RF Walters; Alpesh Kothari, MA, BM, BCh, AFHEA, MSc, DPhil, FRCS; Max Mifsud; Andrew Wainwright; Karen Partington Oxford University Hospitals NHS Foundation Trust, Oxford, United Kingdom

2:42 PM–2:50 PM Discussion

64

2:51 PM–2:55 PM

Comparison of Diaphyseal Reconstruction Techniques of the Lower Limbs in Childhood Malignant Tumors: Long Term Results

Edouard Haumont; Lys Budiarta; Manon Pigeolet; Marine De Tienda; Frank Fitoussi; Stephanie Pannier, MD, PhD; Eric Mascard Necker - Enfants Malades, Paris, France

65

2:56 PM–3:00 PM

Survivorship of Custom-Made Non-Invasive Extendable Implants in Paediatric Sarcoma Patients

Max Mifsud; Ruben Thumbadoo;

Tim Theologis, MSc, PhD

Oxford University Hospitals NHS Foundation Trust, Oxford, United Kingdom

66

3:01 PM–3:05 PM

Sufficiency of Isolated Vascularised Fibula for Intercalary Reconstruction

Laura Saenz; Sevan Hopyan, MD

The Hospital for Sick Children (SickKids), Toronto, ON, Canada

3:06 PM–3:14 PM

Discussion

67

3:15 PM–3:19 PM

Femoral Head Cartilage Window Approach Combined with Artificial Bone Implantation for Treatment of Epiphyseal Chondroblastoma in Children

Xuemin Lyu, MD, PhD; Zheng Yang

Beijing Jishuitan Hospital, Beijing, People's Republic of China

68

3:20 PM–3:24 PM

Evidence Based Recommendations for Treating Pediatric Desmoid Tumors: Consensus of the Desmoid Tumor Working Group ♦

Benjamin A. Alman, MD, FRCSC;

*The Desmoid Tumor Working Group
Duke University, Durham, NC, U.S.*

69

3:25 PM–3:29 PM

Retrospective Analysis and Characterization of Avascular Necrosis in Pediatric Leukemia/Lymphoma Patients Using BLAST Classification

Amin Alayleh; Hiba Naz; Vanessa Taylor; Taylor

Renee Johnson; Saima Farook; Grady Harrison

Hofmann; Chiamaka Nneka Obilo; Katie

Harbacheck; Tara Anne Laureano; Stephanie

M. Smith; Karen Chao; Stuart B. Goodman;

Kevin G. Shea, MD

Stanford University, Palo Alto, CA, U.S.

3:30 PM–3:38 PM

Discussion

3:45 PM–4:05 PM

PM Break/Exhibits

SESSION 4A – CONGENITAL, SYNDROMIC, & DYSPLASIAS

Room: Cherry Blossom Ballroom

Moderators: Stephanie Boehm, MD and Klane White, MD, MSc

4:10 PM–5:26 PM

4:10 PM–4:14 PM

Welcome & Remarks

70

4:15 PM–4:19 PM

Survival of Telescoping Rods Decreases with Successive Surgeries in Patients With Osteogenesis Imperfecta

Cynthia Nguyen, MD; Chris Makarewich,

MD; Selina Poon, MD; Robert Hyun Cho, MD;

Theresa A. Hennessey, MD

Shriners Children's™ Southern California, Pasadena, CA, U.S.

71

4:20 PM–4:24 PM

Augmentation of Submuscular Plates in Addition to Telescopic Rodding in the Management of Long Bone Fractures in Patients with Osteogenesis Imperfecta

Baris Gorgun; Onur Oto; Sema Ertan Birsel;

Ozan Ali Erdal; Muharrem Inan, MD

Ortopediatri Istanbul, Academy of Pediatric Orthopaedics, Istanbul, Turkey

♦ Indicates a presentation in which the FDA has not cleared the drug and/or medical device for the use described (i.e., the drug or medical device is being discussed for an "off label" use)."

72

4:25 PM–4:29 PM

Long Term Outcomes of Intramedullary Nails in Osteogenesis Imperfecta: Fewer Surgeries and Longer Survival Times with Telescoping Rods in Patients with Over Ten Years Follow Up

*Cynthia Nguyen, MD; Chris Makarewich, MD; Selina Poon, MD; Robert Hyun Cho, MD; Theresa A. Hennessey, MD
Shriners Children's™ Southern California, Pasadena, CA, U.S.*

4:30 PM–4:38 PM Discussion

73

4:39 PM–4:43 PM

Prophylactic Intramedullary Rodding Following Femoral Lengthening in Patients with Achondroplasia and Hypochondroplasia

*Cesar G. Fontecha; Pilar Rovira Martí
Sant Joan de Déu Children Hospital Barcelona, Barcelona, Spain*

74

4:44 PM–4:48 PM

Spinal Surgery in Achondroplasia: Causes of Reoperation and Reduction of Risks

*Arun R. Hariharan, MD, MS; Hans K. Nugraha; Aaron Huser, DO; David S. Feldman, MD
Paley Orthopedic & Spine Institute, West Palm Beach, FL, U.S.*

75

4:49 PM–4:53 PM

Collagen-Type 2 Skeletal Dysplasias: Key Clinical, Radiographic, and MRI Findings Guide Cervical Stabilization Decision-Making

*Bryan Menapace, MD, MBA; Colleen P. Ditro, DNP, CPNP; Kenneth Rogers, PhD, ATC; Jeffrey Campbell; William G. Mackenzie, MD; Stuart Mackenzie, MD
Nemours Children's Hospital, Wilmington, DE, U.S.*

4:54 PM–5:02 PM Discussion

76

5:03 PM–5:07 PM

Screening and Early Management of Hips in Children with Spina Bifida Following Prenatal Surgical Closure

*Domenic Grisch, MD; Aurelia Hof; Britta Krautwurst; Thomas Dreher, MD
University Children's Hospital Zurich, Zurich, Switzerland*

77

5:08 PM–5:12 PM

Does Open Reduction of Arthrogryptic Hips Cause Stiffness?

*Harold J.P. Van Bosse, MD; David Teytelbaum; Solomon Samuel; Vinieth Bijanki; Stephen Silva
St. Louis University, St. Louis, MO, U.S.*

78

5:13 PM–5:17 PM

Burosomab Reduces the Need for Hemiepiphysiodesis in Hypophosphataemic Rickets

*Christopher James Marusza; Zakir Haider; Kelvin Miu; Daniel Thomas Fontannaz; Deborah Eastwood, MD
Great Ormond Street Hospital for Children, London, United Kingdom*

5:18 PM–5:26 PM Discussion

SESSION 4B – HAND & UPPER EXTREMITY

Room: National Harbor 2-3

Moderators: Yrjänä Nietosvaara, MD, PhD, and Julie Samora, MD, PhD

4:10 PM–5:26 PM

4:10 PM–4:14 PM Welcome & Remarks

79

4:15 PM–4:19 PM

Ethnicity is A Risk Factor for Permanent Brachial Plexus Birth Injury

*Petra Grahn, MD; Aarno Yrjana Nietosvaara, MD, PhD; Mika Gissler; Marja Kaijomaa
Helsinki University Hospital, New Children's Hospital, Helsinki, Finland*

80

4:20 PM–4:24 PM

Sprengel Deformity: What is the Functional Outcome and Quality of Life after Surgery According to the EQ-5D-Y and the Short Version of Disabilities of the Arm, Shoulder and Hand Questionnaire (quickDASH)?

Carina Antfang; Adrien Frommer; Georg Gosheger; Robert Roedl; Andrea Marira Laufer; Gregor Toporowski; Henning Tretow; Jan Duedal Rölfing; Bjoern Vogt, MD Uniklinik Münster, Muenster, Germany

81

4:25 PM–4:29 PM

Medium- and Long-Term Clinical and Functional Outcomes of Modified Green's Procedure for Sprengel Shoulder in Children

Giovanni Trisolino; Marco Todisco; Paola Zarantonello; Giovanni Di Gennaro; Alessandro Depaoli; Gino Rocca IRCCS Istituto Ortopedico Rizzoli, Bologna, Italy

4:30 PM–4:38 PM Discussion

82

4:39 PM–4:43 PM

Osteot-OH MY! Contemporary Surgical Techniques May Reduce Revision Rates following Preaxial Polydactyly Reconstruction

Eliza Buttrick, BA; Sarah L. Struble; Shaun Mendenhall; Benjamin Chang; Sulagna Sarkar; Apurva S. Shah, MD, MBA Children's Hospital of Philadelphia, Philadelphia, PA, U.S.

83

4:44 PM–4:48 PM

Surgical vs. Nonsurgical Management of Pediatric Ganglia - A Cost and Outcomes Analysis

Bryce Bell; Umar Ghilzai; Zuhair Jameel Mohammed; Christine Yin; Abdullah Ghali; Qianzi Zhang Baylor College of Medicine, Houston, TX, U.S.

84

4:49 PM–4:53 PM

Tendon Transfer in Spastic Cerebral Palsy Upper Limb

Mahzad Javid, MD; G. Hossain Shahcheraghi, MD; Hadi Gerami, MD Shiraz Medical University, Shiraz, Iran

4:54 PM–5:02 PM Discussion

85

5:03 PM–5:07 PM

Factors Influencing Return of Elbow Motion Following Pinning of Displaced Supracondylar Humeral Fractures

Akbar Nawaz Syed; Pooja Nilesh Balar; Margaret Bowen; J. Todd Lawrence, MD, PhD Children's Hospital of Philadelphia, Philadelphia, PA, U.S.

86

5:08 PM–5:12 PM

Development of a New Classification for Forearm Involvement in Patients with Multiple Hereditary Exostosis (MHE) Using the Delphi Process

Carley Vuillermin, FRACS, MBBS, MPH; Maria F. Canizares MD MPH; CoULD Study Group Boston Children's Hospital, Boston, MA, U.S.

87

5:13 PM–5:17 PM

Flippin' Out Over Gymnast Wrist: Presentation and Treatment of Distal Radial Physeal Stress Syndrome in Young Gymnasts

David Peter VanEenenaam; Scott J. Mahon; Naomi Brown; Joseph Yellin, MD; Apurva S. Shah, MD, MBA Children's Hospital of Philadelphia, Philadelphia, PA, U.S.

5:18 PM–5:26 PM Discussion

SESSION 4C – NEUROMUSCULAR

Room: Woodrow Wilson Ballroom

Moderators: Unni Narayanan, MD, FRCSC and Ana Presedo, MD, MSc

4:10 PM–5:26 PM

4:10 PM–4:14 PM Welcome & Remarks

88

4:15 PM–4:19 PM

Cerebral Palsy in the British Orthopaedic Surgery Surveillance Study (CPinBOSS)

*Marie-Caroline Nogaro; Julie Stebbins; Daniel Christopher Perry, FRCS (ORTH); Tim Theologis, MSc, PhD
University of Oxford, Oxford, United Kingdom*

89

4:20 PM–4:24 PM

Health-Related Quality of Life in Ambulatory Children with Physical Disabilities

Chris Church; Sana Patil; Stephanie Butler; Freeman Miller, MD; Jose De Jesus Salazar-Torres; Nancy Lennon, MS, PT, DPT; M. Wade Shrader, MD; Maureen Donohoe; Faithe Rassias Kalisperis; Stuart Mackenzie, MD; L. Reid Boyce Nichols, MD; Nemours Gait Lab Nemours Children's Hospital, Wilmington, DE, U.S.

90

4:25 PM–4:29 PM

What is the Prevalence of Depressive Symptoms and Antidepressant Use Among Adult Patients with Cerebral Palsy?

*Michael G. Vitale, MD, MPH; Chun Wai Hung; Daniel Linhares; Afrain Z. Boby; Hiroko Matsumoto, PhD; Joshua E. Hyman, MD; David P. Roye, MD
Columbia University, New York, NY, U.S.*

4:30 PM–4:38 PM Discussion

91

4:39 PM–4:43 PM

Accuracy and Reliability of Mobile App Enhanced Observational Gait Analysis in Children with Cerebral Palsy

*Donald T. Kephart; Jon R. Davids, MD; Vedant A. Kulkarni, MD
Shriners Children's™ Northern California, Sacramento, CA, U.S.*

92

4:44 PM–4:48 PM

The Risk Factors Associated with Increased Anterior Pelvic Tilt in Ambulatory Children with Cerebral Palsy

*Chris Church; Jose De Jesus Salazar-Torres; Tanmayee Joshi; Nancy Lennon, MS, PT, DPT; Thomas Shields; John Henley; Freeman Miller, MD; M. Wade Shrader, MD; Jason Howard, MD
Nemours Children's Hospital, Wilmington, DE, U.S.*

93

4:49 PM–4:53 PM

The Association Between Increase in Knee Range of Motion and Patient Satisfaction After Rectus Femoris Transfer in Cerebral Palsy

Mauro Cesar Morais Filho, MD; Marcelo Hideki Fujino; Catia Miyuki Kawamura; Jose Augusto Fernandes Lopes; Ageu Saraiva AACD, São Paulo, Brazil

4:54 PM–5:02 PM Discussion

94

5:03 PM–5:07 PM

Is the CPCHILD Questionnaire Responsive - Assessing HRQoL Changes and Performance of the CPCHILD after Hip and Spine Surgery in Children with Severe Cerebral Palsy

*Lennert Plasschaert, MD; Patricia E. Miller, MS; Rachel DiFazio, PhD, RN; Brian D. Snyder, MD; Colyn Watkins, MD; Travis Matheney, MD; Benjamin J. Shore, MD, MPH, FRCSC
Boston Children's Hospital, Boston, MA, U.S.*

95

5:08 PM–5:12 PM

Disease-Modifying Therapy Changed the Natural Course of Spinal Muscular Atrophy Type 1: What About Spine and Hip?

Niyazi Erdem Yasar; Guzelali Ozdemir; Elif Uzun Ata; Naim Ata; Mahir Mustafa Ülgü; Ebru Dumlupinar; Suayip Birinci; Izzet Bingöl; Senol Bekmez, MD
Ankara Bilkent Children's Hospital, Ankara, Turkey

96

5:13 PM–5:17 PM

Increased Knee Range of Motion in Patients with Arthrogyrosis: Minimum 2-year Follow-up

Aaron Huser, DO; Michael William Brown; Arun R. Hariharan, MD, MS; Hans K. Nugraha; David S. Feldman, MD
Paley Orthopedic & Spine Institute, West Palm Beach, FL, U.S.

5:18 PM–5:26 PM

Discussion

SESSION 4D – SLIPPED CAPITAL FEMORAL EPIPHYSIS

Room: Potomac Ballroom

Moderators: Catharina Chiari, MD, MSc and Wudbhav N. Sankar, MD

4:10 PM–5:26 PM

4:10 PM–4:14 PM

Welcome & Remarks

97

4:15 PM–4:19 PM

Obesity-Related Alterations in Capital Femoral Epiphysis Morphology: An Extensive Analysis of 8717 Hips Utilizing Automated 3D-CT Imaging

Eduardo Novais, MD; Mohammadreza Movahhedi; Mallika Singh; Nazgol Tavabi; Shanika De Silva; Sarah D. Bixby; Ata M. Kiapour, PhD, MMSc
Boston Children's Hospital, Boston, MA, U.S.

98

4:20 PM–4:24 PM

Intraoperative Perfusion Monitoring does not Reliably Predict Osteonecrosis following Treatment of Unstable SCFE

Bridget Ellsworth, MD; Julianna Lee; Wudbhav N. Sankar, MD
Children's Hospital of Philadelphia, Philadelphia, PA, U.S.

99

4:25 PM–4:29 PM

Bone Scintigraphy Can Predict Post-Operative Femoral Head Avascular Necrosis in Children with Hip Trauma and Slipped Capital Femoral Epiphysis

Patrick Curran, MD; Katharine Hollnagel; James David Bomar, MPH; V. Salil Upasani, MD
Rady Children's Hospital, San Diego, San Diego, CA, U.S.

4:30 PM–4:38 PM

Discussion

100

4:39 PM–4:43 PM

Epiphyseal Stability Increases Specificity of the Loder Classification System in Prognosticating AVN after Slipped Capital Femoral Epiphysis

Katherine Sara Hajdu; Emilie Amaro Zoldos; Courtney Baker, MD; Simone Herzberg; Benjamin Asbury; Stephanie N. Moore-Lotridge, PhD; Kevin Michael Dale, MD; David Ebenezer, MD; Nathaniel Lempert, MD; Craig R. Louer, MD; Jeffrey E. Martus, MD; Gregory A. Mencio, MD; Jonathan G. Schoenecker, MD, PhD; Vanderbilt SCFE Study Group
Vanderbilt University Medical Center, Nashville, TN, U.S.

101

4:44 PM–4:48 PM

Rate and Risk Factors for Contralateral Slippage in Adolescents Treated for Slipped Capital Femoral Epiphysis: A Comprehensive Analysis of 3,528 Cases

David Momtaz; Rishi Gonuguntla; Aaron Singh; Mehul Mittal; Beltran Torres-Izquierdo; Pooya Hosseinzadeh, MD

Washington University in St. Louis, St. Louis, MO, U.S.

102

4:49 PM–4:53 PM

Temporary In Situ Pinning with Subsequent Modified Dunn is a Safe Alternative to Primary Modified Dunn

Jordyn Adams, BA; Graham Whiting; Jordan Archer; Courtney Selberg, MD

Children's Hospital Colorado, Aurora, CO, U.S.

4:54 PM–5:02 PM

Discussion

103

5:03 PM–5:07 PM

Risk Factors of Vitamin D Deficiencies on SCFE Development

David Momtaz; Abhishek Tippabhatla; Rishi Gonuguntla; Mehul Mittal; Beltran Torres-Izquierdo; Pooya Hosseinzadeh, MD; Zachary Meyer

Washington University in St. Louis, St. Louis, MO, U.S.

104

5:08 PM–5:12 PM

Intertrochanteric Imhauser's Osteotomy Combined with Osteochondroplasty in Management of Slipped Capital Femoral Epiphysis

Mostafa Baraka

Ain Shams University, Cairo, Egypt

105

5:13 PM–5:17 PM

Long-Term Outcomes for Total Joint Arthroplasties in Pediatric and Young Adult Populations

Andrea Rogers; Gabrielle J. Patin; Carson L. Keeter; Nathan Donaldson, DO

Children's Hospital Colorado, Aurora, CO, U.S.

5:18 PM–5:26 PM

Discussion

SESSION 5 – BAG O’ BONES

Room: Potomac Ballroom

*Moderators: John “Jack” Flynn, MD
and Manoj Ramachandran, MD, FRCS*

9:45 AM–11:26 AM

9:45 AM–9:50 AM Welcome & Remarks

106

9:51 AM–9:55 AM

Universal Ultrasound Screening for DDH May Be Cost Effective: A Markov Decision Analysis Model Incorporating the Entire Lifespan

*Joshua Bram; Drake Glenn LeBrun; Peter Cirrincione; Erikson Nichols; Bridget Ellsworth, MD; Ernest Sink, MD; Emily Dodwell, MD
Hospital for Special Surgery, New York, NY, U.S.*

107

9:56 AM–10:00 AM

Deep-Learning Algorithm Accurately Measures Migration Percentage on Hip Surveillance Radiographs

*Vedant A. Kulkarni, MD; Chun-Hsiao Yeh; Anna Kay; Michael Eli Firtha, DO; Marie Villalba; Patrick Donohue; H. Graham, MD, FRCS; Unni G. Narayanan, MD, FRCSC; Stella X. Yu
Shriners Children’s™ Northern California, Sacramento, CA, U.S.*

108

10:01 AM–10:05 AM

Suprainguinal Fascia Iliaca Nerve Blocks Outperform Epidural Analgesia in Patients Undergoing Periacetabular Osteotomy

*David Peter VanEenenaam; Stefano Cardin, MD; Wallis Muhly; Wudbhav N. Sankar, MD
Children’s Hospital of Philadelphia, Philadelphia, PA, U.S.*

10:06 AM–10:14 AM Discussion

109

10:15 AM–10:19 AM

Virtual Children’s Fracture Clinic – A Prospective Study of 5536 Patients Confirming That Efficiency & Cost Saving Does Not Compromise Safety

*Anish P. Sanghrajka, FRCS (ORTH); Kareem Edres; Aly Pathan; Matthew Edward Kenneth Goodbun; Joe Hwong Pang; Graeme Carlile; Rajiv Merchant; Helen Chase
Norfolk & Norwich University Hospitals, Norwich, United Kingdom*

110

10:20 AM–10:24 AM

Prevalence of Osteochondromas in the Spine in Patients with Multiple Hereditary Exostoses

*Carlos Monroig-Rivera; Lauren Bockhorn; Brenda Santillan; David C. Thornberg; Karl E. Rathjen, MD
Scottish Rite for Children, Dallas, TX, U.S.*

111

10:25 AM–10:29 AM

Predictors of Complication in Pediatric Hardware Removal

*Pablo Coello; David A. Hsiou; Luke Austin Nordstrom; Todd Phillips; Rachel Silverstein, MD; Scott B. Rosenfeld, MD
Texas Children’s Hospital, Houston, TX, U.S.*

10:30 AM–10:38 AM Discussion

112

10:39 AM–10:43 AM

Significant Improvement in Health-Related Quality of Life following Surgical Treatment of Congenital Muscular Torticollis among a Two-Year Follow-Up Cohort of Children, Adolescents, and Young Adults

*Per Reidar Hoiness, MD, PhD; Anja Medbø
Oslo University Hospital, Oslo, Norway*

113

10:44 AM–10:48 AM

The Hidden Consequences of Advanced Operative Spine Imaging in Children: Do the Suggested Benefits of Intraoperative Computed Tomography & Navigation in Posterior Spinal Fusion for Adolescent Idiopathic Scoliosis Outweigh the Possible Lifetime Oncological Risks of Increased Radiation Exposure?

*Bram Verhofste; Brendan M. Striano; Alex Crawford; Andrew M. Hresko; Andrew Schoenfeld; Andrew K. Simpson; Daniel Hedequist, MD
Boston Children's Hospital, Boston, MA, U.S.*

114

10:49 AM–10:53 AM

Radiation Shielding During Bedside Fluoroscopy Reduces Radiation Exposure to Pediatric Patients

*Steven Zhang; William Huffman; Caroline Fay; Margaret Bowen; Divya Talwar; J. Todd Lawrence, MD, PhD
Children's Hospital of Philadelphia, Philadelphia, PA, U.S.*

10:54 AM–11:02 AM Discussion

115

11:03 AM–11:07 AM

Suicidal Ideation in Pediatric Orthopaedic Patients

*Taylor Zak; Whitney Meghan Herge, PhD; Chan-Hee Jo, PhD; Anthony Riccio, MD
Scottish Rite for Children, Dallas, TX, U.S.*

116

11:08 AM–11:12 AM

From Bytes to Bones: Assessing the Ability of ChatGPT to Educate Patients and Families in Pediatric Orthopedic Surgery

*Alex Gornitzky, MD; Raghav Badrinath, MD; Joseph Yellin, MD; Brett R. Lullo, MD
Ann & Robert H. Lurie Children's Hospital of Chicago, Chicago, IL, U.S.*

117

11:13 AM–11:17 AM

Greater Obstetric Barriers for Female Orthopaedic Surgeons Compared to the General Population and Peer Physicians

*Emily Reeson; Gwen Grimsby; Melissa Esparza, MD; Heather Menzer, MD
Phoenix Children's Hospital, Phoenix, AZ, U.S.*

11:18 AM–11:26 AM Discussion

11:27 AM–11:38 AM

2025 Meeting Preview

Room: Potomac Ballroom

2025 EPOS

11:27 AM–11:32 AM

2025 POSNA

11:33 AM–11:38 AM

11:39 AM–12:05 PM AM Break/Exhibits

12:10 PM–1:20 PM Lead Like Lori Lecture

SESSION 6 – AWARD-NOMINATED PAPERS PART I

Room: Potomac Ballroom

Moderators: Nicholas Fletcher, MD and Ralph Sackers, MD, PhD

8:00 AM–9:00 AM

8:00 AM–8:05 AM Welcome & Remarks

118

8:06 AM–8:10 AM

Full Thickness Skin Graft Versus Hyaluronic Acid Skin Graft Substitute in Syndactyly Release: A Randomized Trial

Ann Van Heest; Deborah Bohn, MD; Jamie N. Price; Susan A. Novotny, PhD; Tonye Sylvanus Gillette Children's, St. Paul, MN, U.S.

119

8:11 AM–8:15 AM

Outcomes Following Operative vs. Non-Operative Treatment of Completely Displaced Midshaft Clavicle Fractures in Adolescent Baseball Players and Other Overhead Athletes

Eric W. Edmonds, MD; David D. Spence, MD; Michael Quinn; Benton E. Heyworth, MD; FACTS Study Group Boston Children's Hospital, Boston, MA, U.S.

8:16 AM–8:23 AM Discussion

120

8:24 AM–8:28 AM

Two-Year Patient-Reported Outcomes and Graft Rupture Following ACL Reconstruction in Skeletally Immature Athletes: Results from the PLUTO (Pediatric ACL: Understanding Treatment Options) Prospective Cohort Study

Mininder S. Kocher, MD, MPH; Lauren E. Hutchinson, MPH; Danielle Cook; Jeffrey Kay; Benton E. Heyworth, MD; PLUTO Study Group Boston Children's Hospital, Boston, MA, U.S.

121

8:29 AM–8:33 AM

Fabrication of a Biomimetic 3D Printed Scaffold for the Treatment of Large Osteochondral Defects in an Adolescent Porcine Model: Outcomes at 6 Months

Sanjoy Kumar Ghorai; Patrick William Whitlock, MD, PhD; Sumit Murab; Anish Gangavaram; Chia-Ying James Lin; Jenna Hall Cincinnati Children's Hospital Medical Center, Cincinnati, OH, U.S.

8:34 AM–8:41 AM Discussion

122

8:42 AM–8:46 AM

Long-term Outcome of Nonoperative Treatment of Perthes Disease - 244 Hips with a Mean Follow-Up of 48 Years

Anders Wensaas; Chiara Blatti; Terje Terjesen; Stefan Huhnstock Oslo University Hospital, Oslo, Norway

123

8:47 AM–8:51 AM

In Situ Fixation of Slipped Capital Femoral Epiphysis Carries an Over 40% Risk for Later Total Hip Replacement during a Long-Term Follow-Up

Thomas Schlenzka; Joni Serlo; Timo Juhani Viljakka; Kaj Tallroth; Ilkka J. Helenius, MD Helsinki University Hospital, Helsinki, Finland

8:52 AM–8:59 AM Discussion

EPOS PRESIDENTIAL SPEAKER

Room: Potomac Ballroom

9:00 AM–9:25 AM

9:00 AM–9:04 AM Introduction
9:05 AM–9:25 AM *Manuel Cassiano Neves, MD*

9:30 AM–9:50 AM AM Break/Exhibits

SESSION 7 – AWARD- NOMINATED PAPERS PART II

Room: Potomac Ballroom

Moderators: Hakan Omeroglu, MD, AAS and Daniel Sucato, MD, MS

9:55 AM–11:24 AM

124

9:55 AM–9:59 AM

Mid-Term Outcomes Following Vertebral Body Tethering: A Single Center Cohort with 5+ Years of Follow-Up

Daniel G. Hoernschemeyer, MD; Sam Hawkins; Nicole Tweedy, CPNP; Melanie E. Boeyer, PhD University of Missouri, Columbia, MO, U.S.

125

10:00 AM–10:04 AM

A CNP Analog As Adjuvant Treatment for Moderate-To-Severe Osteogenesis Imperfecta in the Growing Mouse: A Pilot Study

Jack Mulcrone; Ketsia Seide; Erin Carter; Nancy Pleshko; Cathleen L. Raggio, MD Hospital for Special Surgery, New York, NY, U.S.

10:05 AM–10:12 AM Discussion

126

10:13 AM–10:17 AM

Bi-Lateral and Bi-Level Erector Spinae Plane Block in Pediatric Idiopathic Scoliosis Surgery: A Randomized, Double-Blind, Controlled Trial

Malgorzata Domagalska; Piotr Janusz, MD, PHD; Tomasz Reysner; Grzegorz Kowalski; Juliusz Huber; Przemyslaw Daroszewski; Tomasz Kotwicki University of Medical Sciences, Poznan, Poland

127

10:18 AM–10:22 AM

Local Wound Infiltration Reduces Acute Postoperative Opioid Requirements in AIS: A Prospective Double-Blind Randomized Control Trial

Craig Munro Birch, MD; Sydney Lee; Kelsey Mikayla Flowers Zachos; Shanika De Silva; Grant Douglas Hogue, MD; Michael T. Hresko, MD; Daniel Hedequist, MD Boston Children's Hospital, Boston, MA, U.S.

10:23 AM–10:30 AM Discussion

128

10:31 AM–10:35 AM

Efficacy of a Multimodal Surgical Site Injection in Pediatric Patients with Cerebral Palsy Undergoing Hip Reconstruction: A Randomized Controlled Trial

Danielle Brown; Christina-Angèle Kaulueloa'ainalani Sun; Daniel McBride; Bailey Young, DO; Vineeta Swaroop, MD; Rachel Mednick Thompson, MD UCLA, Los Angeles, CA, U.S.

129

10:36 AM–10:40 AM

Analysis of Regenerate Bone Formation Using Internal Lengthening Nails in a Large Animal Model: A Pilot Study

Christopher A. Iobst, MD; Anirejuoritse Bafor; Aidan Gene Isler; Sara McBride-Gagy; Kell Sprangel Nationwide Children's Hospital, Columbus, OH, U.S.

10:41 AM–10:48 AM Discussion

130

10:49 AM–10:53 AM

Long-term Results of Epiphyseal Distraction Prior to Resection (Cañadell's Technique) in 169 Patients with Metaphyseal Pediatric Bone Sarcomas

Jorge Gómez-Álvarez; José María Lamo-Espinosa; Rocío López; Mikel San-Julián Clínica Universidad de Navarra, Pamplona, Spain

131

10:54 AM–10:58 AM

Use of Serum Biomarkers and Cytokines to Differentiate Septic Arthritis, Osteomyelitis and Transient Synovitis in Pediatric and Adolescent Patients

Nichelle Enata; Kirsten Brouillet; Ling Chen; Kim Quayle; Scott J. Luhmann, MD
Washington University in St. Louis, St. Louis, MO, U.S.

10:59 AM–11:06 AM Discussion

132

11:07 AM–11:11 AM

Kicking the Can in DDH: The Impact of Age on Outcomes Following Secondary Reconstructive Surgery for Residual Dysplasia

Shamrez Haider; Laura M. Mayfield, MPH; Corey Gill, MD; Harry K.W. Kim, MD; Daniel J. Sucato, MD, MS; David A. Podeszwa, MD; William Zachary Morris, MD
Scottish Rite for Children, Dallas, TX, U.S.

133

11:12 AM–11:16 AM

Late-Diagnosed DDH is Rare in Finland with Universal Clinical Screening Program Complemented with Selective Ultrasonography

Emma Luoto; Jenni Katariina Jalkanen; Ilari Kuitunen; Reijo Sund; Aarno Yrjana Nietosvaara, MD, PhD
Kuopio University Hospital, Kuopio, Finland

11:17 AM–11:24 AM Discussion

SOCIETY AWARD WINNERS

Room: Potomac Ballroom

11:25 AM–12:00 PM

Pro Maximis Meritis Award

11:25 AM–11:30 AM Introduction
11:31 AM–11:41 AM *Deborah Eastwood, MD*

Distinguished Achievement Award

11:44 AM–11:49 AM Introduction
11:50 AM–12:00 PM *Charles Johnston, MD*

SESSION 8A – VERTEBRAL BODY TETHERING (VBT) & SAGITTAL PROFILE

Room: Potomac Ballroom

Moderators: Stefan Parent, MD, PhD and Frank Plasschaert, MD, PhD

2:00 PM–3:38 PM

2:00 PM–2:02 PM Welcome & Remarks

134

2:03 PM–2:07 PM

Navigation Versus Fluoroscopy for Anterior VBT Screw Placement, Analysis of 530 screws with Confirmatory 3D Imaging

Chunho Chen, MD; Jimmy Daher; A. Noelle Larson, MD; Todd A. Milbrandt, MD; Lawrence L. Haber, MD
Ochsner Hospital for Children, New Orleans, LA, U.S.

135

2:08 PM–2:12 PM

Growth Modulation Response in Thoracic VBT Depends Primarily on Magnitude of Concave Vertebral Body Growth

Craig R. Louer, MD; V. Salil Upasani, MD; Jennifer Hurry; Hui Nian; Christine L. Farnsworth, MS; Peter O. Newton, MD; Stefan Parent, MD, PhD; Pediatric Spine Study Group; Ron El-Hawary, MD, MSc
Vanderbilt University Medical Center, Nashville, TN, U.S.

12:20 PM–1:20 PM

Room: Cherry Blossom Ballroom
Orthofix

Osteogenesis Imperfecta Disease: Shared Experiences on Different Techniques and the Latest Solutions

Jill Flanagan, MD (Children's Healthcare of Atlanta); Cynthia Nguyen, MD (Shriners Children's Southern California); Zagorka Pejin Arroyo, MD (Hôpital Necker-Enfants malades); Ignacio Sanpera MD, PhD (Hospital Universitari Son Espases)

Through a panel discussion format, this Osteogenesis Imperfecta (OI) focused symposium will help clear a path for surgeons to better understand this genetic bone disorder, provide them with the knowledge to accurately recognize and diagnose the symptoms, and discuss the orthopedic treatment solutions currently available. The panel of OI-experienced orthopedic surgeons will utilize clinical case presentations to demonstrate the advantages, disadvantages, and clinical evidence of telescopic nails to effectively treat OI. This symposium will conclude with an opportunity for the audience to ask questions of the surgeon panel to provide further clarity and address any undiscussed thoughts. Please join us for a lively, interactive conversation about Osteogenesis Imperfecta and the effective treatment using telescopic nails.

Room: National Harbor 2-3
Highridge Medical

Post HDE Approval: Second Generation VBT Data Explained

Lawrence Haber, MD (Ochsner Health); Daniel Hoernschemeyer, MD (University of Missouri Health Care); A. Noelle Larson, MD (Mayo Clinic)

Following FDA HCE approval of a VBT medical device designed to treat AIS, surgeons better understand patient indications. Faculty will present the second-generation outcome data which has shown reduced reoperation rates, improved outcomes, and higher success rates in AIS patients treated with VBT.

Room: National Harbor 10-11
nView medical

AI in Pediatric Surgery - Where will It Bring Us?

Allen Kadado, MD (Nationwide Children's Hospital); John Vorhies, MD (Lucile Packard Children's Hospital Stanford); Cristian Atria, Founder and CEO, nView medical

Faculty will review the state of AI in surgery and will answer the following questions:

- How is AI impacting surgical planning, surgical imaging and navigation in pediatrics?
- What is coming next and how will AI impact pediatric surgery?

An interactive session with the audience will ensue to discuss where AI has most potential and where our efforts should be headed.

136

2:13 PM–2:17 PM

Spontaneous Correction of the Thoracic Curve in Lenke 5 Patients: Lumbar Vertebral Body Tether (VBT) versus Posterior Fusion

*Jennifer Marie Bauer, MD, MS; Suken A. Shah, MD; Jaysson T. Brooks, MD; Baron S. Lonner, MD; Amer F. Samdani, MD; Firoz Miyanji, MD, FRCSC; Peter O. Newton, MD; Burt Yaszay, MD; Harms Study Group
Seattle Children's Hospital, Seattle, WA, U.S.*

2:18 PM–2:26 PM Discussion

137

2:27 PM–2:31 PM

Are Outcomes Improving for AIS Following FDA HDE Approval?

*Lawrence L. Haber, MD; Melanie E. Boeyer, PhD; Daniel G. Hoernschemeyer, MD; Samantha C. Ahrens; Julia Todderud; Todd A. Milbrandt, MD; Susan Scariano; Nicole Tweedy, CPNP; A. Noelle Larson, MD
Ochsner Hospital for Children, New Orleans, LA, U.S.*

138

2:32 PM–2:36 PM

Outcomes in Patients with Tether Rupture After Anterior Vertebral Tethering (AVT) for Adolescent Idiopathic Scoliosis: The Good, The Bad, and The Ugly

*John T. Braun, MD; Sofia Federico; David Lawlor; Brian E. Grottkau, MD
Massachusetts General Hospital for Children, Boston, MA, U.S.*

139

2:37 PM–2:41 PM

Complications in Vertebral Body Tethering: What are the effects on Patient Reported Outcomes?

*Katherine Sborov; Mansi Agarwal; Michael J. Heffernan, MD; Jason Anari, MD; Benjamin D. Roye, MD; Stefan Parent, MD, PhD; Firoz Miyanji, MD, FRCSC; Selina Poon, MD
Shriners Children's™ Southern California, Pasadena, CA, U.S.*

2:42 PM–2:50 PM Discussion

140

2:51 PM–2:55 PM

Implementation of the Team Integrated Enhanced Recovery (TIGER) Protocol Following Vertebral Body Tethering

*Daniel G. Hoernschemeyer, MD; Nicole Tweedy, CPNP; Melanie E. Boeyer, PhD
University of Missouri, Columbia, MO, U.S.*

141

2:56 PM–3:00 PM

Validation Study of MR Bone Like Image for Diagnosis of Stress Fracture (Spondylolysis) in the Lumbar Spine

*Yutaka Kinoshita; Toshinori Sakai; Kosuke Sugiura; Jiro Kobayashi; Misaki Okita; Koki Moriyama; Shigeki Ueki; Nozomu Yanaida; Koichi Sairyō
Tokushima University, Tokushima, Japan*

142

3:01 PM–3:05 PM

Treatment and Health-Related Quality of Life of Acute Adolescent Spondylolysis: A Prospective Comparative Study with 2-year Follow-Up

*Ella Virkki; Milja Holstila; Terhi Kolari; Markus Lastikka; Sari Inkeri Malmi; Kimmo Mattila; Olli Tapio Pajulo; Ilkka J. Helenius, MD
Turku University Hospital, Turku, Finland*

3:06 PM–3:14 PM Discussion

143

3:15 PM–3:19 PM

Spondylolysis, Spondylolisthesis, and Associated Variables in Pediatric Patients with Osteogenesis Imperfecta: Follow-up from a 2011 Study

*Garrett Matthew Gloeb, BSChM; Brian P. Hasley, MD; Maegen Wallace, MD; Hannah Darland
University of Nebraska, Omaha, NE, U.S.*

144

3:20 PM–3:24 PM

Is It Necessary to Extend Fusion to L4 when Correcting Pediatric L5/S1 Spondylolisthesis?

Ziming Yao; Xuejun Zhang; Rongxuan Gao; Jiahao Jiao; Dong Guo
Beijing Children's Hospital, Capital Medical University, National Center, Beijing, People's Republic of China

145

3:25 PM–3:29 PM

Spinal Fusion for Scheuermann Kyphosis Has Higher Complication and Revision Rates than Spinal Fusion for Idiopathic Scoliosis

Katherine Margaret Krenek; Nicole S. Pham; Marleni Albarran; John Vorhies, MD
Stanford University, Palo Alto, CA, U.S.

3:30 PM–3:38 PM

Discussion

3:45 PM–4:05 PM

PM Break/Exhibits

SESSION 8B – SPORTS

Room: Cherry Blossom Ballroom

Moderators: Mininder Kocher, MD, MPH and Monika Thüsing, MD

2:00 PM–3:38 PM

2:00 PM–2:02 PM

Welcome & Remarks

146

2:03 PM–2:07 PM

Arthroscopic Bankart Repair for Anterior Glenohumeral Instability in 488 Adolescents between 2000-2020: Risk Factors for Subsequent Revision Stabilization

Jeffrey Kay; Benton E. Heyworth, MD; Donald S. Bae, MD; Mininder S. Kocher, MD, MPH; Matthew D. Milewski, MD; Dennis Kramer, MD
Boston Children's Hospital, Boston, MA, U.S.

147

2:08 PM–2:12 PM

Length of Posttreatment Immobilization Following Medial Humeral Epicondyle Avulsion Fracture and Return of Full Range of Motion: An Interim Analysis

Ruth Hendry Jones; Samuel Aaron Beber; Eric W. Edmonds, MD; Benton E. Heyworth, MD; Scott D. McKay, MD; Daryl US Osbahar; Michael Saper; Christopher D. Souder, MD; Matthew D. Ellington, MD; Kevin H. Latz, MD; J. Todd Lawrence, MD, PhD; Peter D. Fabricant, MD, MPH; Donna M. Pacicca, MD; MEMO Study Group
Hospital for Special Surgery, New York, NY, U.S.

148

2:13 PM–2:17 PM

Mid-term Results of Treatment of Traumatic Knee Chondral Fractures in Adolescents

Alberto Losa Sánchez; Gonzalo Cogolludo Pimentel; Joaquín Nuñez De Armas, MD; Javier Fernandez Jara; Luis Moraleda Novo, MD, PhD
Hospital Universitario La Paz, Madrid, Spain

2:18 PM–2:26 PM

Discussion

149

2:27 PM–2:31 PM

Patellar Lateralization, Absence of Hyperlaxity, and the Mechanism of Injury are Associated with Osteochondral Fracture after First-Time Acute Lateral Patellar Dislocation in Adolescents: An MRI Based Evaluation

Servet Iğrek; Yavuz Sahbat; Erdem Koc; Aytekin Huseyin Celiksoz; Mert Osman Topkar; Okan Aslantürk
Kartal Dr. Lütfi Kırdar City Hospital, Istanbul, Turkey

150

2:32 PM–2:36 PM

Number of Patellar Dislocation Events are Associated with Increased Chondral Damage of the Trochlea: Data from the JUPITER Group

*Joshua Bram; Emilie Lijesen; Daniel W. Green, MD; Matthew William Veerkamp; Bennett Elihu Propp; Danielle Chipman; Benton E. Heyworth, MD; Jacqueline Munch Brady; Beth Shubin Stein; Shital N. Parikh, MD, FACS; JUPITER Study Group
Hospital for Special Surgery, New York, NY, U.S.*

151

2:37 PM–2:41 PM

Dysplasia Worsens Over Time - Trochlear Morphologic Changes in Skeletally Immature Patients Across Consecutive Magnetic Resonance Imaging Studies

*Kevin Jossue Orellana; Julianna Lee; Daniel Yang; David Matthew Kell; Jie C. Nguyen; J. Todd Lawrence, MD, PhD; Brendan Williams, MD
Children's Hospital of Philadelphia, Philadelphia, PA, U.S.*

2:42 PM–2:50 PM

Discussion

152

2:51 PM–2:55 PM

The Incidence and Risk Factors for an Osteochondral Fracture after Patellar Dislocation

*Samir Sharrak; Ali Asma; Marcus A. Shelby, MD; Matthew William Veerkamp; Eric J. Wall, MD; Shital N. Parikh, MD, FACS
Cincinnati Children's Hospital Medical Center, Cincinnati, OH, U.S.*

153

2:56 PM–3:00 PM

Isolated Medial Patellofemoral Ligament Reconstruction With and Without Bony Patellar Fixation In Young Patients - A Multicenter Comparison of Three Operative Techniques

*Brendan Williams, MD; David Matthew Kell; Kevin Jossue Orellana; Morgan Batley, BA; Nathan Chaclas; Alexandra Dejneka; Amin Alayleh; Theodore J. Ganley, MD; Neeraj Patel, MD, MPH; J. Todd Lawrence, MD, PhD
Children's Hospital of Philadelphia, Philadelphia, PA, U.S.*

154

3:01 PM–3:05 PM

Higher Rate of Redislocation and Osteoarthritis after Proximal Realignment Procedures vs MPFL Reconstruction: a Comparative Long-Term Study of Patellar Instability in Adolescents with Open Physis with Mean 9 Years of Follow-Up

*Maija Jääskelä; Marja Susanna Perhomaa; Lasse Lempainen; Jaakko Sinikumpu
Oulu University Hospital, Oulu, Finland*

3:06 PM–3:14 PM

Discussion

155

3:15 PM–3:19 PM

Suture-Based Repair with Debridement and Bone Grafting of Unstable Osteochondritis Dissecans of the Knee

*Crystal Perkins, MD; Anthony Egger, MD; Michael T. Busch, MD; Cliff Willimon, MD
Children's Healthcare of Atlanta, Atlanta, GA, U.S.*

156

3:20 PM–3:24 PM

Osteochondritis Dissecans of the Femoral Condyle and Coronal Malalignment: An Evaluation of the Demographics, Incidence, and Severity of Disease

Claire Clark; Benjamin Johnson; Charles Wyatt, NP; Bayley Nicole Selee; Philip Wilson, MD; Henry Bone Ellis, MD
Scottish Rite for Children, Frisco, TX, U.S.

157

3:25 PM–3:29 PM

Osteochondral Allograft Transplantation for Capitellar Osteochondritis Dissecans: Excellent Patient Reported Outcomes Scores and High Return to Sports

Cliff Willimon, MD; Michael T. Busch, MD; Anthony Egger, MD; Erin Yuder; Jason Kim; Shivangi Choudhary; Crystal Perkins, MD
Children's Healthcare of Atlanta, Atlanta, GA, U.S.

3:30 PM–3:38 PM

Discussion

3:45 PM–4:05 PM

PM Break/Exhibits

SESSION 8C – LOWER EXTREMITY & DEFORMITY

Room: National Harbor 2-3

Moderators: Franck Accadbled, MD, PhD and Jill Flanagan, MD

2:00 PM–3:38 PM

2:00 PM–2:02 PM

Welcome & Remarks

158

2:03 PM–2:07 PM

Intraarticular Deformity after Temporary Epiphysiodesis around the Knee

Bjoern Vogt, MD; Jan Disselkamp; Georg Gosheger; Adrien Frommer; Jan Duedal Rölling; Gregor Toporowski; Carina Antfang; Robert Roedel; Andrea Laufer
University Hospital Muenster, Muenster, Germany

159

2:08 PM–2:12 PM

Removal of the Metaphyseal Screw from Tension Band Constructs After Angular Correction with Hemiepiphyodesis Has High Rates of Physeal Tethering and Subsequent Need for Implant Removal

Timothy Torrez; Senah Stephens; Emily Zhang; Chris Makarewich, MD
University of Utah, Salt Lake City, UT, U.S.

160

2:13 PM–2:17 PM

Accuracy of 4 Different Methods for Estimation of Remaining Growth and Timing of Epiphysiodesis

Anne Berg Breen; Harald Steen; Sanyalak Niratisairak; Are Hugo Pripp; Joachim Horn
Oslo University Hospital, Oslo, Norway

2:18 PM–2:26 PM

Discussion

161

2:27 PM–2:31 PM

Does Osteotomy Level Influence Consolidation Time in Tibias Treated for Limb Length Discrepancy?

Sandeep Bains; Jeremy Dubin; Larysa Hlukha; John E. Herzenberg, MD; Philip McClure, MD
International Center for Limb Lengthening, Baltimore, MD, U.S.

162

2:32 PM–2:36 PM

Does Peri-operative Ketorolac Affect Bone Healing in Pediatric Limb Lengthening or Reconstruction Patients?

Christopher A. Iobst, MD; Anirejuoritse Bafor; Danielle Hatfield, NP; Anthony Yassall
Nationwide Children's Hospital, Columbus, OH, U.S.

163

2:37 PM–2:41 PM

Evaluation of Physical and Mental Health in Adults Who Underwent Limb-Lengthening Procedures with Circular External Fixators during Childhood or Adolescence

Alessandro Depaoli; Marina Magnani; Agnese Casamenti; Marco Ramella; Giovanni Gallone; Gino Rocca; Giovanni Trisolino
IRCCS Istituto Ortopedico Rizzoli, Bologna, Italy

2:42 PM–2:50 PM Discussion

164

2:51 PM–2:55 PM

Infection Rates and Risk Factors with Magnetic Intramedullary Lengthening Nails

Jeremy Dubin; Sandeep Bains; Connor James Green, FRCS (ORTH); Larysa Hlukha; John E. Herzenberg, MD; Philip McClure, MD
International Center for Limb Lengthening, Baltimore, MD, U.S.

165

2:56 PM–3:00 PM

Are You Ready to Rumble? Fitbone versus Precise Nail Smackdown for Managing Limb Length Discrepancy

Elizabeth W. Hubbard, MD; Alexander Cherkashin, MD; Mikhail Samchukov, MD; David A. Podeszwa, MD; John G. Birch, MD
Scottish Rite for Children, Dallas, TX, U.S.

166

3:01 PM–3:05 PM

Chronic Knee Pain Following Infrapatellar/Suprapatellar Magnetic Intramedullary Lengthening Nails Versus External Fixators in Limb Length Discrepancy

Larysa Hlukha; Oliver Sax, DO, MS; Kyle Kowalewski; John E. Herzenberg, MD; Michael Assayag; Philip McClure, MD
International Center for Limb Lengthening, Baltimore, MD, U.S.

3:06 PM–3:14 PM Discussion

167

3:15 PM–3:19 PM

3D-Gait Analysis and Patient Reported Outcome Measures before and One Year after Femoral Derotational Osteotomy in Adolescents with Increased Femoral Anteversion

Anders Grønseth; Anna Marie Johansson; Terje Terjesen; Joachim Horn
Section for Children's Orthopaedics and Reconstructive Surgery, Division of Orthopaedic Surgery, Oslo, Norway

168

3:20 PM–3:24 PM

Correlation of Preoperative Simultaneous Fibular Pseudarthrosis with Postoperative Ankle Valgus Risk in Congenital Tibia Pseudarthrosis Patients

Ge Yang
Hunan Children's Hospital, Changsha, People's Republic of China

169

3:25 PM–3:29 PM

Will My Child Walk Funny? The Rotational Profile of Infants and Children with Classic Bladder Exstrophy

Maia Regan; Stefano Cardin, MD; Christopher John DeFrancesco, MD; David B. Horn, MD
Children's Hospital of Philadelphia, Philadelphia, PA, U.S.

3:30 PM–3:38 PM Discussion

3:45 PM–4:05 PM PM Break/Exhibits

SESSION 8D – DEVELOPMENTAL DYSPLASIA OF THE HIP (DDH)

Room: Woodrow Wilson Ballroom

Moderators: Cristina Alves, MD, MSc, FEBOT and Kishore Mulpuri, MBBS, MHSc, FRCS

2:00 PM–3:38 PM

2:00 PM–2:02 PM Welcome & Remarks

170

2:03 PM–2:07 PM

Development and Validation of a Diagnostic Aid for DDH

Andreas Roposch, MD, MSc, FRCS; Rachel Buckingham; Claudia Maizen; Pranai Buddhdev, BSc, MBBS, MSc, FRCS; Aresh Hashemi-Nejad Great Ormond Street Hospital for Children, London, United Kingdom

171

2:08 PM–2:12 PM

Spontaneous Recovery in the Vast Majority of Stable Dysplastic Hips

Wesley Theunissen; Maria Christine Van Der Steen; Arnold T. Besselaar; Floris Van Douveren; Jaap J. Tolx Máxima Medisch Centrum, Veldhoven, Netherlands

172

2:13 PM–2:17 PM

Follow-up after Successful Pavlik Harness Treatment for DDH: is Two Years Enough?

Jessica Poppy Jane Larwood; Edward Lindisfarne, MA, MBBS; Kirsten Elliott; Alexander Aarvold, BSc, MBChB, FRCSEd University Hospital Southampton NHS Foundation Trust, Southampton, United Kingdom

2:18 PM–2:26 PM

Discussion

173

2:27 PM–2:31 PM

Comparable Amount of Residual Dysplasia after Active Surveillance versus Abduction Brace Treatment

Wesley Theunissen; Jaap J. Tolx; Arnold T. Besselaar; Floris Van Douveren; Maria Christine Van Der Steen Máxima Medisch Centrum, Veldhoven, Netherlands

174

2:32 PM–2:36 PM

Influence of Standardized Hip Ultrasound Protocol in Pavlik Harness During Management of Developmental Hip Dislocation

Carlos David Pargas Colina; Todd Blumberg, MD; Caleb Allred; Apeksha Gupta Seattle Children's Hospital, Seattle, WA, U.S.

175

2:37 PM–2:41 PM

Utility of "Pavlik Holiday" for Infantile Hip Dysplasia Following Failure of Pavlik Harness Treatment

Maia Shoham; Hiba Naz; Nicole S. Pham; Stephanie Pun, MD; Kali Tileston, MD; Meghan N. Imrie, MD Stanford University, Stanford, CA, U.S.

2:42 PM–2:50 PM

Discussion

176

2:51 PM–2:55 PM

Predicting the Resolution of Residual Acetabular Dysplasia Following Successful Brace Treatment for Developmental Dysplasia of the Hip in Infants

Ayesha Saeed, MD; Catharine Bradley, BScPT, MSc; Yashvi Verma, MSc, BSc; Simon P. Kelley, MD The Hospital for Sick Children (SickKids), Toronto, ON, Canada

177

2:56 PM–3:00 PM

Residual Acetabular Dysplasia at Walking Age: A Study of 470 Hips Treated with Pavlik Harness

Luckshman Bavan; Thomas Lloyd; Lucy Llewellyn-Stanton; Max Mifsud; Alpesh Kothari, MA, BM, BCh, AFHEA, MSc, DPhil, FRCS Oxford University Hospitals NHS Foundation Trust, Oxford, United Kingdom

178

3:01 PM–3:05 PM

Salter Innominate Osteotomy for the Treatment of Developmental Dysplasia of the Hip in Children. Results of 99 Consecutive Osteotomies after 13 to 34 Years of Follow-up.

Renee Anne Van Stralen; Ena Colo; Allard Hosman; Wim Willem Schreurs RadboudUMC, Nijmegen, Netherlands

3:06 PM–3:14 PM

Discussion

179

3:15 PM–3:19 PM

Outcomes Following Closed Reduction For Developmental Dislocation of the Hip

Michele Cerasani; Christina Herrero; Ronald McCartney, MD; Aurelio Alberto Muzaurieta; Pablo Castañeda, MD

Hassenfeld Children's Hospital at NYU Langone, New York, NY, U.S.

180

3:20 PM–3:24 PM

Closed Reduction in Developmental Dysplasia of Hip: Predicting Acetabular Remodelling at Skeletal Maturity

Evelyn Kuong, MD; Janus Wong; Wang Chow Hong Kong Children's Hospital, Hong Kong, Hong Kong

181

3:25 PM–3:29 PM

Acetabular Remodeling in Developmental Dysplasia of the Hip: A Tri-Center Analysis of Open versus Closed Reduction in 459 hips

William Zachary Morris, MD; Eduardo Novais, MD; Patricia E. Miller, MS; Samantha L. Ferraro, BS; Laura M. Mayfield, MPH; Wudbhav N. Sankar, MD

Boston Children's Hospital, Boston, MA, U.S.

3:30 PM–3:38 PM

Discussion

3:45 PM–4:05 PM

PM Break/Exhibits

SESSION 9A – EARLY ONSET SCOLIOSIS (EOS) & MISCELLANEOUS SPINE

Room: Potomac Ballroom

Moderators: Michelle Caird, MD and Ilkka J. Helenius, MD

4:10 PM–5:48 PM

4:10 PM–4:12 PM

Welcome & Remarks

182

4:13 PM–4:17 PM

Reevaluating the Role of Triradiate Cartilage Status in Shaping Curve Progression among Patients with Juvenile Idiopathic Scoliosis

Hong Zhang, MD; Chan-Hee Jo, PhD; Daniel J. Sucato, MD, MS Scottish Rite for Children, Dallas, U.S.

183

4:18 PM–4:22 PM

Increased Thoracic Sagittal Spine Length Improves Pulmonary Function in Early-Onset Scoliosis

Matt Holloway; Todd F. Ritzman, MD; Lorena Floccari, MD; Richard Steiner; Jennifer Hurry; Amir Mishrek; Ron El-Hawary, MD, MSc; Pediatric Spine Study Group Akron Children's Hospital, Akron, OH, U.S.

184

4:23 PM–4:27 PM

Documenting the Variation of Proximal Foundation Constructs and their Correlation with Unplanned Return to the Operating Room in Children with Magnetically Controlled Growing Rods.

Bahar Shahidi; Fernando Rios; Hazem Elsebaie; Bailee Monjabez; William Kerr; Joshua Pahys, MD; Steven Hwang, MD; Amer F. Samdani, MD; Lindsay Andras, MD; Matthew E. Oetgen, MD, MBA; Peter O. Newton, MD; Burt Yaszay, MD; Peter F. Sturm, MD; Michael G. Vitale, MD, MPH; Paul D. Sponseller, MD, MBA; Gregory Mundis, MD; Behrooz A. Akbarnia, MD; Pediatric Spine Study Group Pediatric Spine Foundation, Valley Forge, PA, U.S.

4:28 PM–4:36 PM Discussion

185

4:37 PM–4:41 PM

More Screws, More OR Time, Same Failure Rates: Enabling Technology Use in Proximal Fixation of Growing Spine Constructs

*Daniel Gabriel; Sydney Lee; Shanika De Silva; Daniel Hedequist, MD; Craig Munro Birch, MD; Brian D. Snyder, MD; Michael T. Hresko, MD; Grant Douglas Hogue, MD
Boston Children's Hospital, Boston, MA, U.S.*

186

4:42 PM–4:46 PM

The Risks and Benefits of Definitive Surgery in the Graduation of I-EOS Patients whose Deformities were Managed with GR. A Comparison with Matched AIS Patients

*Gokay Dursun; Rafik Ramazanov; Halil Gokhan Demirkiran; Mehmet Ayvaz; Muharrem Yazici, MD
Hacettepe University, Ankara, Turkey*

187

4:47 PM–4:51 PM

Lessons Learned from 20 Years of History Using Vertical Expandable Prosthetic Titanium Rib (VEPTR) in Early Onset Scoliosis (EOS) Patients

*Norman Ramirez-Lluch, MD; Alexandra M. Claudio-Marcano; John T. Smith, MD; John B. Emans, MD; Amer F. Samdani, MD; Mark A. Erickson, MD; John "Jack" M. Flynn, MD; Norberto J. Torres-Lugo; Gerardo Olivella; Pediatric Spine Study Group
University of Puerto Rico, San Juan, Puerto Rico*

4:52 PM–5:00 PM Discussion

188

5:01 PM–5:05 PM

Quality of Life Assessment in Early-Onset Scoliosis: A Comparison between the EOSQ-24 and EOSQ-SELF Questionnaires on the Same Patients with Two Different Respondents and Time Points

*Barlas Goker; Gizem Kinikli; Yasemin Yavuz; Rafik Ramazanov; Ataberk Beydemir; Halil Gokhan Demirkiran; Muharrem Yazici, MD
Hacettepe University, Ankara, Turkey*

189

5:06 PM–5:10 PM

Utility of Preoperative Echocardiogram for Large Curve Scoliosis Patients

*Chidebelum Nnake; Matan Malka; Alondra Concepción-González; Emma Berube; Nicole Bainton; Michael G. Vitale, MD, MPH; Benjamin D. Roye, MD; Joshua E. Hyman, MD
Morgan Stanley Children's Hospital at New York-Presbyterian, New York, NY, U.S.*

190

5:11 PM–5:15 PM

Intra-Op CT-based Technology Significantly Increases Radiation Exposure in the Pediatric Population

*Vishal Sarwahi, MBBS, MS; Sayyida Hasan; Keshin Visahan; Aravind Patil; Katherine Eigo; Sarah M. Trent; Alex Kwong Juen Ngan; Yungtai Lo; Terry D. Amaral, MD
Northwell Health, New Hyde Park, NY, U.S.*

5:16 PM–5:24 PM Discussion

191

5:25 PM–5:29 PM

In the Era of Liposomal Bupivacaine: Is Patient-Controlled Analgesia Even Needed?

*Ernest Y. Young, MD, MS; Ernest Dankwah; Ryan C. Goodwin, MD; David P. Gurd, MD; Thomas E. Kuivila, MD
Cleveland Clinic, Cleveland, OH, U.S.*

192

5:30 PM–5:34 PM

Safety Data for Robotics Coupled with Navigation for Pediatric Spine Surgery: Initial Intraoperative Results of a Prospective Multicenter POSNA-Funded Registry

Nicole Welch; Alexa Bosco; Jeffrey Michael Henstenburg; Craig Munro Birch, MD; Grant Douglas Hogue, MD; Michael T. Hresko, MD; Mark A. Erickson, MD; Roger F. Widmann, MD; Jessica H. Heyer, MD; Kirsten Ross, MD; Robert Francis Murphy, MD; Dennis P. Devito, MD; Daniel Hedequist, MD; SPARTAN Boston Children's Hospital, Boston, MA, U.S.

193

5:35 PM–5:39 PM

The Impact of Lumbar Microdiscectomy in Adolescents on PROMIS Pain, Physical Function, and Mental Health Domains

Scott J. Luhmann, MD; Read Abraham Streller Washington University in St. Louis, St. Louis, MO, U.S.

5:40 PM–5:48 PM

Discussion

SESSION 9B – ANTERIOR CRUCIATE LIGAMENT (ACL) & MISCELLANEOUS SPORTS

Room: National Harbor 2-3

Moderators: Corinna C. Franklin, MD and Marco Turati, MD

4:10 PM–5:48 PM

4:10 PM–4:12 PM

Welcome & Remarks

194

4:13 PM–4:17 PM

What are the Morphological Risk Factors for Pediatric Anterior Cruciate Ligament Tears and Tibial Spine Fractures?

Chang-Ho Shin, MD; Akbar Nawaz Syed; Morgan Swanson; Theodore J. Ganley, MD; Tibial Spine Research Interest Group Children's Hospital of Philadelphia, Philadelphia, PA, U.S.

195

4:18 PM–4:22 PM

Dynamic Point of Care Ultrasound is Effective in the Early Diagnosis of Anterior Cruciate Ligament Injuries in Children and Adolescents.

Marcell Benjamin Varga Manninger Jenő Baleseti Központ, Budapest, Hungary

196

4:23 PM–4:27 PM

Low-Rates of Complications Following Quadriceps Tendon Autograft ACL Reconstruction in Adolescents: Strategies for Success in the First 12-Months

Crystal Perkins, MD; Michael T. Busch, MD; Anthony Egger, MD; Jason Kim; Erin Yuder; Shivangi Choudhary; Cliff Willimon, MD Children's Healthcare of Atlanta, Atlanta, GA, U.S.

4:28 PM–4:36 PM

Discussion

197

4:37 PM–4:41 PM

Addition of a Lateral Extra-articular Procedure to ACL Reconstruction Does Not Increase Early Complications in Pediatric Patients

Samuel I. Rosenberg; Elizabeth Merritt; Neeraj Patel, MD, MPH

Ann & Robert H. Lurie Children's Hospital of Chicago, Chicago, IL, U.S.

198

4:42 PM–4:46 PM

Risk Factors Associated with Stiffness Following Pediatric ACL Reconstruction: A Multicenter Study

Jack Beale; Gregory Knell; Robert Yockey; Bobby Van Pelt; Theodore J. Ganley, MD; Daniel W. Green, MD; Michael Saper; Emily Niu, MD; Matthew Robert Schmitz, MD; Philip Wilson, MD; Henry Bone Ellis, MD; SCORE Quality Improvement Registry Scottish Rite for Children, Dallas, TX, U.S.

199

4:47 PM–4:51 PM

Septic Arthritis after Anterior Cruciate Ligament Reconstruction in Pediatric & Adolescent vs. Young Adult Patients: The 20-Year Experience at a Regional Referral Center

Deepak Chona; Jeffrey Kay; Ata M. Kiapour, PhD, MMSc; Dennis Kramer, MD; Yi-Meng Yen, MD; Melissa A. Christino, MD; Matthew D. Milewski, MD; Mininder S. Kocher, MD, MPH; **Benton E. Heyworth, MD**
Boston Children's Hospital, Boston, MA, U.S.

4:52 PM–5:00 PM Discussion

200

5:01 PM–5:05 PM

Do Children Differ from Adults in Functional Limb Testing Measured at 9 Months Post ACL Reconstruction?

Sarthak Chopra; Pradyumna Raval; Harbeer Ahedi; **Alexander Nicholls, MD**
Sydney Orthopaedic Research Institute, Sydney, Australia

201

5:06 PM–5:10 PM

Features of Discoid Lateral Meniscus in Pediatric Patients with Achondroplasia

Jennifer Sheasley; Maya Gopalan; Emily Niu, MD; Apeksha Gupta; Zachary Stinson, MD; **Marie-Lyne Nault, MD, PHD**; Sasha Carsen, MD, FRCSC; Craig Finlayson, MD; R. Jay Lee, MD; Brian Michael Haus, MD; Daniel W. Green, MD; John A. Schlechter, DO; Benton E. Heyworth, MD; Jennifer J. Beck, MD; Jie C. Nguyen; Gregory A. Schmale, MD; PRISM Meniscus Research Interest Group
Seattle Children's Hospital, Seattle, WA, U.S.

202

5:11 PM–5:15 PM

MRI-Guided Retrograde Joint-Sparing Drilling of Osteochondritis Dissecans of the Talus in Children

Jyri Järvinen; Mika Hirvonen; **Jaakko Sinikumpu**; Roberto Blanco Sequeiros
Oulu University Hospital, Oulu, Finland

5:16 PM–5:24 PM Discussion

203

5:25 PM–5:29 PM

Is it Worth a Shot?: Efficacy of a Multimodal Pain Program for Pediatric and Adolescent Knee Procedures with and without a Single-shot Peripheral Nerve Block

Philip Wilson, MD; James Joseph McGinley; Bobby Van Pelt; Claire Clark; Benjamin Johnson; Charles Wyatt, NP; Henry Bone Ellis, MD
Scottish Rite for Children, Frisco, TX, U.S.

204

5:30 PM–5:34 PM

To Block or Not to Block? Results from the Society of Pediatric Anesthesia Improvement Network

Matthew D. Ellington, MD; Steven Staffa; Allison Fernandez; Society Pediatric Anesthesia Interest Network (SPAIN)
Dell Medical School at the University of Texas at Austin, Austin, TX, U.S.

205

5:35 PM–5:39 PM

Single-shot Peripheral Nerve Blocks with Precedex Increase Neurotoxic Complications in Pediatric and Adolescent Arthroscopic Knee Procedures ♦

Philip Wilson, MD; James Joseph McGinley; Bobby Van Pelt; Claire Clark; Benjamin Johnson; Charles Wyatt, NP; Henry Bone Ellis, MD
Scottish Rite for Children, Frisco, TX, U.S.

5:40 PM–5:48 PM Discussion

♦ Indicates a presentation in which the FDA has not cleared the drug and/or medical device for the use described (i.e., the drug or medical device is being discussed for an "off label" use)."

SESSION 9C – TRAUMA

Room: Cherry Blossom Ballroom

Moderators: Matthew Oetgen, MD, MBA and Annelie–Martina Weinberg, MD, PhD

4:10 PM–5:48 PM

4:10 PM–4:12 PM Welcome & Remarks

206

4:13 PM–4:17 PM

Subaxial Cervical Spine Injury Classification System (SLIC) Score is Useful in Guiding Treatment Decisions in Pediatric Cervical Spine Trauma

*Tyler Metcalf; Ambika Paulson; Kelly Vittetoe; Katherine Sborov; Teresa Benvenuti; Michael Benvenuti, MD; Kirsten Ross, MD; Jeffrey E. Martus, MD; Gregory A. Mencio, MD; Jonathan G. Schoenecker, MD, PhD; Stephanie N. Moore-Lotridge, PhD; Craig R. Louer, MD; Vanderbilt Spine Trauma Consortium
Vanderbilt University Medical Center, Nashville, TN, U.S.*

207

4:18 PM–4:22 PM

Ring the Alarm: Pediatric Patients with Operative Pelvic Ring Injuries have similar Mortality and Morbidity to Adults in a National Matched Cohort Study

*Amy Steele; David Liu; David Momtaz; Alexander Farid; Jason Young; Leslie C. Yuen; Grant Douglas Hogue, MD
Boston Children's Hospital, Boston, MA, U.S.*

208

4:23 PM–4:27 PM

Etiology and Mortality of Acute Pediatric Compartment Syndrome: A Retrospective Review

*Olivia Barron; Tristen Taylor; Michael Allison; Madison Harris; Lauren Pupa; Dorothy Harris Beauvais, MD
Baylor College of Medicine, Houston, TX, U.S.*

4:28 PM–4:36 PM Discussion

209

4:37 PM–4:41 PM

The Experience of Adolescent Females Following Completely Displaced Midshaft Clavicle Fractures: Sex-Specific Differences in Pain, Sensory Symptoms, and Activities of Daily Life Following Surgical Treatment

*Coleen S. Sabatini, MD, MPH; Crystal Perkins, MD; Michael Quinn; Rachel Limon Montoya; Eric W. Edmonds, MD; Henry Bone Ellis, MD; Andrew Pennock, MD; Cliff Willimon, MD; Philip Wilson, MD; Donald S. Bae, MD; Michael T. Busch, MD; Mininder S. Kocher, MD, MPH; Ying Li, MD; Jeffrey Jerome Nepple, MD; Nirav Kiritkumar Pandya, MD; David D. Spence, MD; Benton E. Heyworth, MD; FACTS
Boston Children's Hospital, Boston, MA, U.S.*

210

4:42 PM–4:46 PM

Presence of Dorsal Spike Fragment in Conjunction with Pediatric Volar Barton Fracture Conveys High Risk of Delayed Extensor Tendon Injury

*Ahmad F. Bayomy, MD; Charles T. Mehlman, DO, MPH
Cincinnati Children's Hospital Medical Center, Cincinnati, OH, U.S.*

211

4:47 PM–4:51 PM

Physeal Fractures of the Distal Ulna: Incidence and Risk Factors for Premature Growth Arrest

*Pille-Riin Värk; Julianna Lee; Shaun Mendenhall; Benjamin Chang; Eliza Buttrick, BA; Apurva S. Shah, MD, MBA
Children's Hospital of Philadelphia, Philadelphia, PA, U.S.*

4:52 PM–5:00 PM Discussion

212

5:01 PM–5:05 PM

“Don’t Fear the Reamer”: 20-Year Trends of Pediatric Femoral Fracture Fixation Show Increased Utilization of Rigid Nails in ABOS Part II Candidates

*Kevin Jeffrey Serdahely; Tia Shutes; Craig R. Louer, MD; Nathaniel Lempert, MD; Jonathan G. Schoenecker, MD, PhD; Jeffrey E. Martus, MD; David Ebenezer, MD; Gregory A. Mencio, MD
Vanderbilt University, Nashville, TN, U.S.*

213

5:06 PM–5:10 PM

How Fast and How Far? Prospective Study on Femoral Overgrowth in Diaphyseal Femur Fractures

*Julia Skye Sanders, MD; Tiffany Phan; Sarah Rose Purtell, BS; Michael J. Heffernan, MD; Tyler A. Tetreault, MD; Jonas Owen, MD; Lindsay Andras, MD
Children’s Hospital Los Angeles, Los Angeles, CA, U.S.*

214

5:11 PM–5:15 PM

Factors Associated with Premature Physeal Closure after Distal Femur Fracture

*Andrew Pennock, MD; Liane Chun, MD; Christopher D. Souder, MD; Tracey P. Bastrom, MA
Rady Children’s Hospital, San Diego, San Diego, CA, U.S.*

5:16 PM–5:24 PM Discussion

215

5:25 PM–5:29 PM

Do Patient-Answered Versus Parent-Answered Patient Reported Outcomes Differ in Pediatric Fracture Care?

*Tyler McDonald, MD; Cade Smelley
University of South Alabama, Mobile, AL, U.S.*

216

5:30 PM–5:34 PM

Validation of the Patient/Parent Reported Outcome Measure of Fracture Healing (PROOF-LE) Questionnaire for Lower Extremity Fractures in Children

*Unni G. Narayanan, MD, FRCSC; Sydney Leigh Sharp; Sarah Yang; Stanley Richard Moll; Anne Murphy; Jacqueline Chan; Mark Wickus Camp, MD
The Hospital for Sick Children (SickKids), Toronto, ON, Canada*

217

5:35 PM–5:39 PM

Home Management of Pediatric Buckle Fractures: Can Video Education Replace an In-Person Visit?

*Mosufa Zainab; Mehmet Esat Kilinc; Evan Sandefur; Andrea Yu-Shan; Nicholas Peterman; Peter J. Apel, MD
Virginia Tech Carilion, Roanoke, U.S.*

5:40 PM–5:48 PM Discussion

SESSION 9D – HIP

Room: Woodrow Wilson Ballroom

Moderators: Mihir Thacker, MD and Thomas Wirth, MD, PhD

4:10 PM–5:48 PM

4:10 PM–4:12 PM Welcome & Remarks

218

4:13 PM–4:17 PM

I Thought Things were too Loose? Prevalence and Risk factors for Stiffness following Open Reduction for Developmental Dysplasia of the Hip

*Vineet Desai; Carter Hall; Stefano Cardin, MD; Wudbhav N. Sankar, MD
Children’s Hospital of Philadelphia, Philadelphia, PA, U.S.*

219

4:18 PM–4:22 PM

Open Reduction of Hip Dislocations in Arthrogyrosis is Associated with Higher Rates of AVN than Idiopathic DDH: A Dual-Center Study

Tristen Taylor; Rishi Sinha; Callie Bridges; Basel Touban, MD; Nihar Pathare; Caitlin Perez-Stable; Laura M. Mayfield, MPH; Jaclyn Hill, MD; Scott B. Rosenfeld, MD; William Zachary Morris, MD
Texas Children's Hospital, Houston, TX, U.S.

220

4:23 PM–4:27 PM

Developmental Hip Dysplasia: What Happens After Pavlik?

Cristina Alves, MD; Carla Sofia Da Silva Carreço; Ines Balaco; Marcos Carvalho; Joao Cabral; Oliana Madeira Tarquini; Pedro Sa Cardoso; Tah Pu Ling
Hospital Pediátrico - CHUC, EPE, Coimbra, Portugal

4:28 PM–4:36 PM Discussion

221

4:37 PM–4:41 PM

The Effect of Femoral Deformity on Hip Contact Mechanics in Patients with Hip Dysplasia: A Finite Element Analysis Study

Christian Klemt; Stephanie Kha; Jayme Koltsov; Hiba Naz; Stephanie Pun, MD
Stanford University, Stanford, U.S.

222

4:42 PM–4:46 PM

Prevalence and Radiographic Measurements of Acetabular Dysplasia in Over 4000 Healthy Dutch Adolescents

Suzanne De Vos-Jakobs; Fleur Boel; Delong Chen; Johanna Cornelia Maria Van Haasteren; Rintje Agricola
Erasmus MC - Sophia Children's Hospital, Rotterdam, Netherlands

223

4:47 PM–4:51 PM

A Biomechanical Analysis of the Surface Contact Pressure After an Innominate Osteotomy for the Correction of Acetabular Dysplasia

Mackenzie A. Roof; Gerardo Enrique Sanchez-Navarro; Emmanuel Gibon, MD; Pablo Castañeda, MD
Hassenfeld Children's Hospital at NYU Langone, New York, NY, U.S.

4:52 PM–5:00 PM Discussion

224

5:01 PM–5:05 PM

Does Femoral Version Impact the Patient-Reported Outcomes and Clinical Meaningful Improvement after Periacetabular Osteotomy for the Treatment of Acetabular Dysplasia?

Emmanouil (Manos) Grigoriou, MD; Till Lerch; Ani Maroyan; Michael B. Millis, MD; Young Jo Kim, MD; Miles Batty; Shanika De Silva; Eduardo Novais, MD
Boston Children's Hospital, Boston, MA, U.S.

225

5:06 PM–5:10 PM

Differences in Femoroacetabular Impingement Morphology on CT between Adolescent Males and Females with Symptomatic FAI

Jeffrey Jerome Nepple, MD; Kyle P. O'Connor; Robert Westermann; Andrea Spiker; Aaron Krych; Yi-Meng Yen, MD; Christopher Larson; Stephanie Watson Mayer, MD; Matthew Robert Schmitz, MD; Etienne L. Belzile; Cecilia Pascual-Garrido; Sasha Carsen, MD, FRCSC; Henry Bone Ellis, MD; Young Jo Kim, MD; John Clohisy, MD; ANCHOR Study Group
Washington University in St. Louis, St. Louis, MO, U.S.

226

5:11 PM–5:15 PM

A Detailed 3D Analysis of Hip Center of Rotation Trajectory and its Effects on Impingement-Free Range of Motion: A 3D Dynamic Analysis of 1,222 Hips

*Ata M. Kiapour, PhD, MMSc; Mohammadreza Movahhedi; Mallika Singh; Young Jo Kim, MD; Eduardo Novais, MD
Boston Children's Hospital, Boston, MA, U.S.*

5:16 PM–5:24 PM

Discussion

227

5:25 PM–5:29 PM

Patient Reported Outcomes of Femoroacetabular Impingement in Adolescents with Open Physes and Duration of Symptoms: A Match-Paired Analysis

*Benjamin Domb; Tyler Robert McCarroll; Andrew Schab; Roger Quesada-Jimenez; Ady Haim Kahana-Rojkind
American Hip Institute Research Foundation, Des Plaines, IL, U.S.*

228

5:30 PM–5:34 PM

Expectations Before Periacetabular Osteotomy and Relation to Post-Operative Outcomes and Satisfaction

*Samantha L. Ferraro, BS; Patricia E. Miller, MS; Young Jo Kim, MD; Michael B. Millis, MD
Boston Children's Hospital, Boston, MA, U.S.*

229

5:35 PM–5:39 PM

Intraoperative Neuromonitoring During Periacetabular Osteotomy Provides Actionable Alerts – Why Is It Not More Widely Used?

*Lukas G. Keil, MD; James David Bomar, MPH; V. Salil Upasani, MD
Rady Children's Hospital, San Diego, San Diego, CA, U.S.*

5:40 PM–5:48 PM

Discussion

SESSION 10 – PERTHES & MISCELLANEOUS

Room: Potomac Ballroom

Moderators: Ismat Ghanem, MD, MSc, and Harry K.W. Kim, MD
8:00 AM–9:18 AM

8:00 AM–8:05 AM Welcome & Remarks

230

8:06 AM–8:10 AM

MRI Perfusion Correlates with Duration of Stages and Lateral Pillar class in Legg-Calvé-Perthes Disease

Wudbhav N. Sankar, MD; Julianna Lee; David Y. Chong, MD; Yasmin D. Hailer; Luiz Renato Agrizzi De Angeli; Scott Yang, MD; Jennifer C. Laine, MD; Harry K.W. Kim, MD; International Perthes Study Group Children's Hospital of Philadelphia, Philadelphia, PA, U.S.

231

8:11 AM–8:15 AM

Early-Stage Femoral Head Hypoperfusion Correlates with Femoral Head Deformity at Intermediate-Term Follow-Up in Patients with Legg-Calvé-Perthes Disease

Michael Seungcheol Kang; David Zimmerhanzel; Shamrez Haider; Harry K.W. Kim, MD Scottish Rite for Children, Dallas, TX, U.S.

232

8:16 AM–8:20 AM

Legg-Calve-Perthes Disease: To Operate or Not to Operate!

Joeffroy Otayek; Ayman Assi; Andrea Achkouty; Jerome Sales De Gauzy; Christophe Glorion; Ismat Ghanem, MD; SOFOP Saint-Joseph University of Beirut, Beirut, Lebanon

8:21 AM–8:29 AM Discussion

233

8:30 AM–8:34 AM

Correlation between Radiological Parameters and PROMs Results in 141 Adults who Suffered a Perthes Disease in Childhood: Should we Modify our Approach in the Phase of Sequelae?

Alberto Losa Sánchez; Luis Moraleda Novo, MD, PHD; Joaquín Nuñez De Armas, MD; Ricardo Fernandez Fernandez; Gaspar Gonzalez Moran Hospital Universitario La Paz, Madrid, Spain

234

8:35 AM–8:39 AM

Predictors of Persistent Limp Following Proximal Femoral Varus Osteotomy for Perthes Disease

Kevin Jossue Orellana; Joshua Bram; Morgan Batley, BA; Susan A. Novotny, PhD; Hitesh Shah, MD; Derek M. Kelly, MD, FAAOS, FAOA; Benjamin D. Martin, MD; Tim Schrader, MD; Jennifer C. Laine, MD; Harry K.W. Kim, MD; Wudbhav N. Sankar, MD; International Perthes Study Group Children's Hospital of Philadelphia, Philadelphia, PA, U.S.

235

8:40 AM–8:44 AM

Comparison of Mid-to Long-Term Outcomes of Conservative Treatment versus Shelf Acetabuloplasty in Perthes Disease

Mehmet Demirel; Ilhan Sulejmani; Yasar Samet Gökçeoglu; Yavuz Saglam; Fuat Bilgili, MD Istanbul University, Istanbul, Turkey

8:45 AM–8:53 AM Discussion

236

8:54 AM–8:59 AM

Improved Gait and Patient-Reported Outcomes Following Hip Preservation Procedures via Surgical Hip Dislocation in Adolescents with Residual Legg-Calve-Perthes Disease

Kanav Chhabra; Nicholas Anable; Arnav Kak; Chan-Hee Jo, PhD; John Anthony “Tony” Herring, MD, FRCS; Daniel J. Sucato, MD, MS; Harry K.W. Kim, MD

Scottish Rite for Children, Dallas, TX, U.S.

237

9:00 AM–9:04 AM

Development of a Minimally Invasive Piglet Model of Legg-Calve-Perthes Disease

Susan A. Novotny, PhD; Reza Talaie; Erick Buko; Ashton Adele Amann; Alexandra Armstrong; Casey P. Johnson; Ferenc Toth; Jennifer C. Laine, MD

Gillette Children’s, St. Paul, MN, U.S.

238

9:05 AM–9:09 AM

Two Novel Tissue Types Identified in 3D Morphometric Analyses of Perthes Hips: Is this the Key to Early Prognostic Modelling

Hannah Kane; Siobhan Hoare; Thomas Brendan Murphy; Niamh Nowlan; Connor James Green, FRCS (ORTH)

University College Dublin, Dublin, Ireland

9:10 AM–9:18 AM Discussion

9:19 AM–9:24 AM

Award Announcements

Room: Potomac Ballroom

David Farrington, MD and Anthony Riccio, MD

9:25 AM–9:35 AM

EPOS Presidential Transfer

Room: Potomac Ballroom

9:36 AM–9:46 AM

POSNA Presidential Transfer

Room: Potomac Ballroom

9:50 AM–10:10 AM Coffee Break

SESSION 11 – TRAUMA

Room: Potomac Ballroom

Moderators: Federico Canavese, MD, PhD and Allan Beebe, MD

10:15 AM–12:00 PM

239

10:15 AM–10:19 AM

Vitamin D—A Risk Factor for Bone Fractures in Children: A Population-Based Prospective Case–Control Randomized Cross-Sectional Study

Alexandru-Dan Herdea; Alexandru Ulici University of Medicine and Pharmacy “Carol Davila”, Bucharest, Romania

240

10:20 AM–10:24 AM

Time to Closed Reduction in the ED: Who is at Risk for Delays and Does it Matter?

Ryan Sadjadi; Avionna Baldwin; Daniel Soroudi; Ishaan Swarup, MD

UCSF Benioff Children’s Hospital, Oakland, CA, U.S.

241

10:25 AM–10:29 AM

Nonoperative vs. Operative Management of Type I Pediatric Open Fractures

Jeremy Dubin; Sandeep Bains; Daniel Hameed; Mallory C. Moore; John E. Herzenberg, MD;

Philip McClure, MD

International Center for Limb Lengthening, Baltimore, MD, U.S.

10:30 AM–10:38 AM Discussion

242

10:39 AM–10:43 AM

Gartland Type IIB Supracondylar Fractures can be Treated using Blount’s Method

Kätlin Puksand; Petra Grahm, MD; Matti Mikael Ahonen; Juho-Antti Ahola; Topi Aaretti Laaksonen, MD

Helsinki University Hospital, Helsinki, Finland

243

10:44 AM–10:48 AM

Does Time to Surgery Impact Nerve Recovery in Supracondylar Humerus Fractures with Nerve Injury?

Brian Wahlig; Mikaela Sullivan; Samuel Broida; A. Noelle Larson, MD; William J. Shaughnessy, MD; Anthony A. Stans, MD; Emmanouil (Manos) Grigoriou, MD; Todd A. Milbrandt, MD Mayo Clinic, Rochester, MN, U.S.

244

10:49 AM–10:53 AM

Epidemiology of Operatively Treated Pediatric Medial Epicondyle Fractures

Akbar Nawaz Syed; Joseph Yellin, MD; Divya Talwar; Margaret Bowen; Leta Ashebo; Scott D. McKay, MD; Peter D. Fabricant, MD, MPH; Eric W. Edmonds, MD; Benton E. Heyworth, MD; Michael Saper; Donna M. Pacicca, MD; Kevin H. Latz, MD; Stephanie Watson Mayer, MD; Daryl US Osbahr; Christopher D. Souder, MD; J. Todd Lawrence, MD, PhD; Medial Epicondyle Multicenter Outcomes Children's Hospital of Philadelphia, Philadelphia, PA, U.S.

10:54 AM–11:02 AM Discussion

245

11:03 AM–11:07 AM

Enhancing Tibial Spine Fracture Repair: Suture Plus Diaphyseal Suture Anchors Biomechanically Outperform Sutures and Screws in Pediatric Cadaveric Knees

Thomas M. Johnstone; Ian Hollyer; Kelly Heavner McFarlane; Amin Alayleh; Calvin Chan; Seth Sherman; Kevin G. Shea, MD Stanford University, Stanford, CA, U.S.

246

11:08 AM–11:12 AM

Risk Factors for Combined Tibial Tubercle Avulsion Fracture and Patellar Tendon Tears

Rebecca Schultz; Basel Touban, MD; Jason Amaral; Raymond Kitziger; Tiffany Lee; Matthew Parham; Scott D. McKay, MD Texas Children's Hospital, Houston, TX, U.S.

247

11:13 AM–11:17 AM

Risk Factors for the Development of Premature Physeal Closure after a McFarland Fracture in Children

Yuancheng Pan; Federico Canavese, MD; Shunyou Chen Fuzhou Second Hospital, Fuzhou, People's Republic of China

11:18 AM–11:26 AM Discussion

248

11:27 AM–11:31 AM

Prospective Distal Tibial Physeal Fractures: Short Leg vs. Long Leg Casting

Brock Todd Kitchen; Eric W. Edmonds, MD; V. Salil Upasani, MD; Christopher D. Souder, MD; James David Bomar, MPH; Macy Dexter; Andrew Pennock, MD Rady Children's Hospital, San Diego, San Diego, CA, U.S.

249

11:32 AM–11:36 AM

Remodeling Potential after Distal Tibial Physeal Fractures

Christopher D. Souder, MD; James David Bomar, MPH; Christine Ho, MD; Brian P. Scannell, MD Rady Children's Hospital, San Diego, San Diego, CA, U.S.

250

11:37 AM–11:41 AM

Identification of & Response to Growth Arrest Following Pediatric Ankle Fractures

Charles T. Mehlman, DO, MPH; Jaime Rice Denning, MD, MS; Shital N. Parikh, MD, FACS; Junichi Tamai, MD; Dayna Phillips, MD Cincinnati Children's Hospital Medical Center, Cincinnati, OH, U.S.

11:42 AM–11:50 AM Discussion

11:51 AM–12:00 PM Closing Remarks



Advancing clinical expertise



Publish your paper with us
www.jposna.com

Learn More



BASIC SCIENCE

ePoster 1

Alterations in the Bone Collagen Organization in Osteogenesis Imperfecta

Wouter H. Nijhuis; Zhiming Wu; Stefan Smit; Kelly Warmink; Harrie Weinans; Ruud Bank; Ralph J.B. Sakkers, MD, PhD
University Medical Center Utrecht, Utrecht, Netherlands

ePoster 2

Changes Around Knee After Apophysiodesis of Tibial Apophysis in Rats (Preliminary Results)

Emre Cullu; Figen Sevil Kilimci; Mehmet Erkut Kara; Firuze Türker Yavas
Adnan Menderes University, Aydın, Turkey

ePoster 3

Circ_0000888 Regulates Osteogenic Differentiation of Periosteal Mesenchymal Stem Cells in Congenital Pseudarthrosis of the Tibia

Ge Yang
Hunan Children's Hospital, Changsha, People's Republic of China

ePoster 4

Guided Growth for Trochlear Dysplasia – Development of a Rabbit Model

Marcus A. Shelby, MD; Carolyn Doerning; John Miras Racadio; Matthew William Veerkamp; Savannah Walters; Ross Schierling; Angie Cummins; Shital N. Parikh, MD, FACS
Cincinnati Children's Hospital Medical Center, Cincinnati, OH, U.S.

ePoster 5

Hip Dysplasia in Mucopolysaccharidosis Type 1 Hurler: Midterm Radiological and Functional Outcomes after Hematopoietic Stem Cell-Gene Therapy

Maurizio De Pellegrin; Chiara Filisetti; Matilde Cossutta; Barbara Guerrini; Renata Mellone; Giulia Consiglieri; Francesca Tucci; Marina Sarzana; Alessandro Aiuti; Maria Ester Bernardo; SR-Tiget MPSIH

San Raffaele Telethon Institute for Gene Therapy (SR-TIGET), Milan, Italy

ePoster 6

Quantitative MRI May Help Detect Bone Repair in a Piglet Model of Legg-Calvé-Perthes Disease

Ashton Adele Amann; Erick Buko; Alexandra Armstrong; Jennifer C. Laine, MD; Susan A. Novotny, PhD; Reza Talaie; Ferenc Toth; Casey P. Johnson
Gillette Children's, St. Paul, MN, U.S.

ePoster 7

Sulfur Biology May Be Key to the Aetiology of Developmental Dysplasia of the Hip

Amanda ML Rhodes; Sehrish Ali; Magdalena Minnion; Ling Hong Lee, MD; Brijil Maria Joseph; Judwin Alieh Ndzo; Nicholas M.P. Clarke, ChM FRCS; Martin Feelisch; Alexander Aarvold, BSc, MBChB, FRCSEd
University Hospital Southampton NHS Foundation Trust, Southampton, United Kingdom

CONGENITAL, SYNDROMIC, AND SKELETAL DYSPLASIAS

ePoster 8

Characterization of Bone Growth Patterns Across the Lifespan of Individuals with Osteogenesis Imperfecta

Matthew Bernhard; Chloe Derocher; Erin Carter; Karl John Jepsen; Cathleen L. Raggio, MD
Hospital for Special Surgery, New York, NY, U.S.

ePoster 9

Therapeutic Effect of Intramedullary Reaming and Nailing for Long Bones Lengthening in Children with Ollier Disease and Maffucci Syndrome on Enchondromas: Retrospective Serie

Samuel Georges; Bonneau Soline; Bernard Fraise; Bremond Nicolas; Yan Lefèvre; Philippe Violas; Zagorka Pejin, MD
Necker University Hospital, APHP, Paris, France

ePoster 10

To Stand or Not to Stand: a Retrospective Review of Clinical and Health-Related Quality of Life Outcomes Related to Supported Standing in Patients with MMFC1 Spina Bifida

Peter C. Shen; Jill E. Larson, MD
Ann & Robert H. Lurie Children's Hospital of Chicago, Chicago, IL, U.S.

FOOT & ANKLE

ePoster 11

Does Clubfoot Affect Sports Performance?

Michelle Mo, MD, PhD; Megan M. Hannon, MD; William Meehan; Patricia E. Miller, MS; Matthew Lincoln Rauseo; Shawn Patrick Cameron; Maya Fajardo; Susan T. Mahan, MD, MPH
Boston Children's Hospital, Boston, MA, U.S.

ePoster 12

Pedobarography and Ankle-Foot Kinematics in Children with Symptomatic Flexible Flatfoot after Medializing Calcaneal Osteotomy: A Cross-Sectional Study

Noppachart Limpaphayom, MD
Chulalongkorn University, Bangkok, Thailand

ePoster 13

Sports Participation Reported in Children and Adolescents after Treatment for Idiopathic Clubfoot Using Ponseti Method

James Weihe, MD; Abigail Padilla; Divya Jain; Shannon Margherio; Melissa Bent, MD; Natalie C. Stork, MD
Children's Hospital Los Angeles, Los Angeles, CA, U.S.

ePoster 14

Surgical Considerations for Children with Foot Syndactyly

Eliza Buttrick; Sulagna Sarkar; Amanda Pang; Austin James Reiner; Christina Michelle Sacca; Christine Goodbody; David B. Horn, MD; Shaun Mendenhall; Apurva S. Shah, MD, MBA
Children's Hospital of Philadelphia, Philadelphia, PA, U.S.

HAND/UPPER EXTREMITY

ePoster 15

Clinical Presentation and Patient-Reported Function in Children with Sprengel's Deformity

Julianna Lee; Eliza Buttrick, BA; Carley Vuillermin, FRACS, MBBS, MPH; Lindley B. Wall, MD; Julie Samora, MD, PhD; Apurva S. Shah, MD, MBA; CoULD Study Group
Children's Hospital of Philadelphia, Philadelphia, PA, U.S.

ePoster 16

Lengthening Over the Plate in Forearm Deformity - A Novel Technique to Reduce the Duration Of External Fixation And Related Complications

Kyeong-Hyeon Park; Chang-Wug Oh
Severance Children's Hospital, Seoul, Republic of Korea

ePoster 17

Pediatric Radial Head Ossification Patterns

Tiffany Liu; Hannah May Reen Chi; Arin Kim; Bamidele KAMMEN; Ishaan Swarup, MD
UCSF Benioff Children's Hospital, Oakland, CA, U.S.

ePoster 18

Reachable Workspace by Injury Level in Brachial Plexus Birth Injury

Stephanie Russo, MD, PhD; Tyler Richardson; Emily Nice; Spencer Warshauer; Dan Ariel Zlotolow, MD; Scott H. Kozin, MD
Shriners Children's™ Philadelphia, Philadelphia, PA, U.S.

ePoster 19

Recreational-Therapeutic Workshops for the Use of Myoelectric Protheses in Upper Limb Agenesis

*Sergio Martinez Alvarez; Álvaro Pérez-Somarrriba; Paula Serrano Gonzalez; **María Galán Olleros**; Íñigo Monzón Tobalina; Isabel Vara Patudo, MD; Maria Teresa Vara; Angel Palazon Quevedo
Hospital Infantil Universitario Niño Jesús, Madrid, Spain*

ePoster 20

Throwing Pains: Clinical Presentation and Surgical Outcomes of Cubital Tunnel Syndrome in Children and Adolescents

*Nathan Chaclas; Scott J. Mahon; Joseph Yellin, MD; Christine Goodbody; **Apurva S. Shah, MD, MBA**
Children's Hospital of Philadelphia, Philadelphia, PA, U.S.*

ePoster 21

A Hybrid Virtual Baby Hip Clinic Improves Care for the Nonoperative Treatment of Developmental Dysplasia of the Hip (DDH)

*Yashvi Verma, MSc, BSc; Kylie Maxwell; Catharine Bradley, BScPT, MSc; **Simon P. Kelley, MD**
The Hospital for Sick Children (SickKids), Toronto, ON, Canada*

ePoster 22

A Novel Low-Cost Acoustic Screening Method for Early Detection of Developmental Dysplasia of the Hip in Infants

*Yealeen Jeong; Taylor A. Jazrawi; Hansen A. Mansy; Richard H. Sandler; Charles T. Price, MD; **Pablo Castañeda, MD**
Hassenfeld Children's Hospital at NYU Langone, New York, NY, U.S.*

ePoster 23

Acetabular Changes in 80 Surgically Treated Perthes Patients, From Diagnosis to Healing

*Yasmin D. Hailer; Wiktor Mizgalewicz; Hitesh Shah, MD
Kasturba Hospital, Manipal, India*

ePoster 24 ★

Acetabular Teardrop Ratio, A Novel Radiographic Measurement in Developmental Dysplasia of the Hip

*Joanne Abby Marasigan, MD; Munish Krishnan; Kurt Seagrave; David Graham Little, MBBS
Children's Hospital at Westmead, Westmead, Australia*

ePoster 25

Anteroinferior Iliac Spine (AIIS) Osteoplasty at the Time of Periacetabular Osteotomy (PAO) Helps Preserve Preoperative Range of Motion

*Wasim Shihab; Connor Luck; Jonathan Dalton; Ashley Disantis; Jennifer Oakley; Michael McClincy, MD
UPMC Children Hospital, Pittsburgh, PA, U.S.*

ePoster 26

Birthweight Correlates to Pubo-Femoral Distances and Alpha Angles in Hip Ultrasound of Newborns at Six Weeks of Age

*Maria Tirta; Ole Rahbek, MD, PhD; Michel Bach Hellfritzsch; Rikke Damkjær Maimburg; Mads Henriksen; Søren Kold; Natalia Lapitskaya; Bjarne Moeller-Madsen, MD, PhD; Hans-Christen Husum
Aalborg University Hospital, Aalborg, Denmark*

ePoster 27

Combined Guided Growth and Growth Tethering Versus Varus Osteotomy for Caput Valgum and Leg Length Discrepancy Following Surgery in Developmental Dysplasia of the Hip: Outcome of the Hip Development

*Kuan-wen Wu, MD; Chia-Che Lee; Ting-ming Wang, MD; Ken N. Kuo, MD
National Taiwan University Hospital, Taipei, Taiwan*

HIP

★ Nominated for Best ePoster

ePoster 28

Femoral Anteversion Assessment: 3D Modelization Insight

Mohamed Laroussi Toumia; Alina Badina; Nejb Khouri; Axel Koussou; Eric Desailly
Necker University Hospital, APHP, Paris, France

ePoster 29

How Long is a Piece of String? - Duration of Pavlik Harness Treatment for Developmental Dysplasia of the Hip

Bhushan Sharad Sagade, Junior Consultant; Kakra Wartemberg; Julia Judd, NP; Safwan Abdulwahid; Edward Lindisfarne, MA, MBBS; Kirsten Elliott; Alexander Aarvold, BSc, MBChB, FRCSEd
University Hospital Southampton NHS Foundation Trust, Southampton, United Kingdom

ePoster 30

Impact of Pavlik Harness Treatment on Motor Skills Acquisition: a Prospective Study

Ana Rita Jesus; Catarina Silva; Inês Luz; José Eduardo Mendes; Ines Balaco; Cristina Alves, MD
Hospital Pediátrico - CHUC, EPE, Coimbra, Portugal

ePoster 31

Withdrawn

ePoster 32

Natural Evolution of Legg-Calvé-Perthes Disease in Children "Surgical Hips" Treated with a Non-Operative Approach

Joeffroy Otayek; Ayman Assi; Andrea Achkouty; Jerome Sales De Gauzy; Christophe Glorion; Ismat Ghanem, MD
Saint-Joseph University of Beirut, Beirut, Lebanon

ePoster 33

One-third of Patients with Slipped Capital Femoral Epiphysis have Abnormal Thyroid Screening Studies

Ena Nielsen; Braeden Makato Leiby; Todd Blumberg, MD
Seattle Children's Hospital, Seattle, WA, U.S.

ePoster 34 ★

Optimizing the Arthrogram: Does Local Anesthetic Improve the Duration of Femoral Head Visualization?

Kyle Maas; Nicholas Chiaramonti; Ira Zaltz, MD; Alex Gornitzky, MD
University of Michigan, Ann Arbor, MI, U.S.

ePoster 35

Osteochondral Allograft Transplantation for Large Chondral Lesions of the Femoral Head in Young Patients

V. Salil Upasani, MD; Omid Jalali, MD; James David Bomar, MPH; Lei Zhao; Patrick William Whitlock, MD, PhD; Jordan K. Penn; Julie McCauley; William Bugbee; Andrew Pennock, MD
Rady Children's Hospital, San Diego, San Diego, CA, U.S.

ePoster 36

Outcomes of Hip Arthroscopy With Concomitant Periacetabular Osteotomy: Minimum Five-Year Follow-Up

Ady Haim Kahana-Rojkind; Ali Parsa; Saiswarnesh Padmanabhan; Rachel Bruning; Tyler McCarroll; Justin Mark Lareau; Benjamin Domb
American Hip Institute Research Foundation, Des Plaines, IL, U.S.

ePoster 37

Outcomes of Treatment of Pediatric Pathologic Femoral Neck Fractures

Rishi Sinha; Shamrez Haider; Chinelo Onubogu; Alexandra Callan; David A. Podeszwa, MD; William Zachary Morris, MD
Scottish Rite for Children, Dallas, TX, U.S.

ePoster 38

Patients with CMT Undergoing a Bernese PAO Return to Baseline Gait Parameters and Improve Patient Reported Outcomes at Two Years But Are Worse than Normal Controls

Andrew Hinkle; Nicholas Anable; Lauren Osborne; David A. Podeszwa, MD; William Zachary Morris, MD; Daniel J. Sucato, MD, MS
Scottish Rite for Children, Dallas, TX, U.S.

ePoster 39

Perthes Disease. Ellipsoidal Process: Is it Possible to Prevent the Deformity?

Margarita Montero Diaz; Juan Carlos Abril, PhD
Ruber International Hospital, Madrid, Spain

ePoster 40

Postoperative Cast Immobilization Might be Unnecessary after Pelvic Osteotomy for Children with Developmental Dysplasia of the Hip: A Systematic Review

Mohamed Mai; Renee Anne Van Stralen; Sophie Moerman; Christiaan J.A. Van Bergen
Force Amphia, Breda, Netherlands

ePoster 41

Pre-operative Gallows Traction as an Adjunct to Hip Open Reduction Surgery: Is it Safe and is it Effective?

Nicholas Uren; Alexander Aarvold, BSc, MBChB, FRCSEd; Julia Judd, NP; Kirsten Elliott; Stephanie Jane Buchan; Edward Lindisfarne, MA, MBBS
University Hospital Southampton NHS Foundation Trust, Southampton, United Kingdom

ePoster 42

Radiation Burden and Associated Cancer Risk Amongst Children Undergoing Open Reduction for Developmental Dysplasia of the Hip (DDH)

Waseem Hasan; Nicholas Uren; Alexander Aarvold, BSc, MBChB, FRCSEd
University Hospital Southampton NHS Foundation Trust, Southampton, United Kingdom

★ Nominated for Best ePoster

ePoster 43

Re-analyses of Treatment Outcomes and Prognostic Factors of a Large Prospective Multicenter Study of Legg–Calvé–Perthes Disease Using the Sphericity Deviation Score

Michael Seungcheol Kang; Arnav Kak; Lauren Osborne; John Anthony “Tony” Herring, MD, FRCS; Harry K.W. Kim, MD
Scottish Rite for Children, Dallas, TX, U.S.

ePoster 44 ★

Relationship of Self-Reported Pain, Degree of Hip Dysplasia and Behavioral Health Diagnosis in Adolescents and Young Adults

Heather M. Richard, PsyD; Daryn Strub; Kirsten Tulchin-Francis, PhD; Craig Smith; Kevin E. Klingele, MD
Nationwide Children’s Hospital, Columbus, OH, U.S.

ePoster 45

Shenton’s Line in DDH: Useful or Useless?

Jessica Poppy Jane Larwood; Richard Connell; Waseem Hasan; Alexander Aarvold, BSc, MBChB, FRCSEd
University Hospital Southampton NHS Foundation Trust, Southampton, United Kingdom

ePoster 46

The Anterior Modified San Diego Acetabuloplasty Does Not Result in Improved Anterior Acetabular Coverage

Joshua Carroll Tadlock, MD; Garrett E. Rupp; Christine L. Farnsworth, MS; James David Bomar, MPH; Jason Patrick Caffrey; V. Salil Upasani, MD
Rady Children’s Hospital, San Diego, San Diego, CA, U.S.

ePoster 47

The Detrimental Effect of Human Growth Hormone Treatment on the Development of Slipped Capital Femoral Epiphysis

Mehul Mittal; David Momtaz; Rishi Gonuguntla; Mahshid Mohseni; Beltran Torres-Izquierdo; Aaron Singh; Pooya Hosseinzadeh, MD
Washington University in St. Louis, St. Louis, MO, U.S.

ePoster 48

The Sphericity Deviation Score, a Continuous Parameter to Assess Femoral Head Sphericity in Legg-Calvé-Perthes Disease: is it Useful and Reliable?

Chiara Blatti; Jennifer C. Laine, MD; Anders Wensaas; Sahar Toumie; Armend Fejzulaj; Stefan Huhnstock
Oslo University Hospital, Oslo, Norway

ePoster 49

Trans-Perineal Hip Ultrasound in DDH Patients Treated with Pavlik Harness and Tübingen Hip Flexion Splint

Xuemin Lyu, MD, PhD; Zheng Yang
Beijing Jishuitan Hospital, Beijing, People's Republic of China

ePoster 50

Treatment Outcomes at Skeletal Maturity after Physeal-sparing Procedure for Early-Onset Slipped Capital Femoral Epiphysis

Mi Hyun Song; Chang-Ho Shin, MD; Tae-Joon Cho, MD
Seoul National University Children's Hospital, Seoul, Republic of Korea

ePoster 51

Ultrasound and Magnetic Resonance in Spica Cast for Detection of Femoral Head Reduction in Unstable Developmental Dysplasia of the Hip

Nicola Guindani, MD; Luca Grion; Jole Graci; Federico Chiodini
Papa Giovanni XXIII Hospital, Bergamo, Italy

ePoster 52

Upper Retinacular Vascular Avulsion: A Newly Described Cause of Avascularity of the Femoral Epiphysis in Unstable SCFE

Katherine Sara Hajdu; David Ebenezer, MD; Nathaniel Lempert, MD; Craig R. Louer, MD; Stephanie N. Moore-Lotridge, PhD; Courtney Baker, MD; Jonathan G. Schoenecker, MD, PhD
Vanderbilt University Medical Center, Nashville, TN, U.S.

INFECTION AND TUMOR

ePoster 53

Clavicular Osteomyelitis In Children: Special Considerations For The Orthopaedic Surgeon

Jessica Davis Burns, MD, MPH
Phoenix Children's Hospital, Phoenix, AZ, U.S.

ePoster 54 ★

Does Ricketts Carry an Increased Risk of Osteomyelitis and Septic Arthritis? A Large Database Study

Monish Sai Lavu; Chloe Heather Van Dorn; Lukas Bobak; Robert John Burkhart; David Kaelber; R. Justin Mistovich, MD, MBA
University Hospitals Rainbow Babies and Children's Hospital, Cleveland, OH, U.S.

ePoster 55

Is Exclusive Oral Antibiotic Treatment Feasible in Pediatric Uncomplicated Osteomyelitis?

Cindy Mallet; Anne-Laure Simon, MD, PhD; Brice Ilharreborde, MD
Robert Debre Hospital, Paris, France

ePoster 56

It's as Easy as CBC (with a Diff): Using the Neutrophil-to-Lymphocyte-to-Platelet Ratio to determine the Severity of Pediatric Musculoskeletal Infection

Brian Quincey Hou; Malini Anand; William Franklin Hefley; Katherine Sara Hajdu; Stephen Chenard; Anoop Chandrashekar; Naadir Jamal; Michael Joseph Greenberg; Courtney Baker, MD; Keith D. Baldwin, MD; Stephanie N. Moore-Lotridge, PhD; Jonathan G. Schoenecker, MD, PhD
Vanderbilt University Medical Center, Nashville, TN, U.S.

ePoster 57

Knee Septic Arthritis or Lyme Disease – Can It Be Predicted?

Ying Li, MD; Ryan Sanborn; Danielle Cook; Keith D. Baldwin, MD; Benjamin J. Shore, MD, MPH, FRCSC; Children's Orthopaedic Trauma and Infection Consortium for Evidence-Based Studies (CORTICES) University of Michigan, Ann Arbor, MI, U.S.

ePoster 58

Neurodivergent Patients are at Increased Risk of Infection after Orthopaedic Surgery - a multicentre Cohort Study Across 25 Years

Janus Wong; Lauren Sun; Alfred Lee; Noah So; Evelyn Kuong, MD; Michael To; Wang Chow The University of Hong Kong, Hong Kong, Hong Kong

ePoster 59

Pathologic Fractures in Patients with Neuroblastoma Impacts Overall Survival

David Matthew Kell; Sulagna Sarkar; Akbar Nawaz Syed; Ryan Guzek; Jie C. Nguyen; Alexandre Arkader, MD Children's Hospital of Philadelphia, Philadelphia, PA, U.S.

ePoster 60

Peroneal Nerve Decompression in Pediatric Patients with Multiple Hereditary Exostoses

Aaron Huser, DO; Hans K. Nugraha; Arun R. Hariharan, MD, MS; David S. Feldman, MD Paley Orthopedic & Spine Institute, West Palm Beach, FL, U.S.

ePoster 61

Withdrawn

ePoster 62

Resident-Performed Bedside Aspiration for Workup of the Pediatric Septic Hip: Expedited Diagnosis, No Decrease in Time to Definitive Treatment

Kira Skaggs; Olivia Okoli; Hiba Naz; Nicole S. Pham; John Vorhies, MD; Kali Tileston, MD Stanford University, Palo Alto, CA, U.S.

ePoster 63 ★

Separate Resection of Biopsy Tract and Primary Sarcoma: Implications for Local Recurrence and Overall Survival

Michael D. Eckhoff; Thomas J. Utset-Ward; Daryn Strub, BA; Kirsten Tulchin-Francis, PhD; Thomas J. Scharschmidt, MD Nationwide Children's Hospital, Columbus, OH, U.S.

ePoster 64

Withdrawn

ePoster 65

Treatment of Aneurysmal Bone Cysts in Children and Risk Factors for Fractures and Complications: A Multicenter Study

Ali Erkan Yenigül; Mahmut Kursat Ozsahin; Osman Emre Aycan; Ömer Sofulu; Bahattin Kerem Aydin; Ahmet Nadir Aydemir; Sahin Cepni; Bulent Erol, MD; Cenk Ermutlu; Bartu Sarisozen, MD; Turkish Society of Children's Orthopaedics Tumour Study Group Marmara University, Istanbul, Turkey

LOWER EXTREMITY/DEFORMITY

ePoster 66

Withdrawn

ePoster 67

A Novel Plate Design for Rotational Guided Growth - an Experimental Study in Immature Porcine Femurs

Ahmed Halloum; Maria Tirta; Søren Kold; Jan Duedal Rølfing; Ahmed Abdul-Hussein Abood; Shima Gholinezhad; Ali Yalcinkaya; Ole Rahbek Aalborg University Hospital, Aalborg, Denmark

ePoster 68 ★

Assessing the Accuracy of Predictive Models in Angular Deformity

Brian C. Lynch, MD; Robert K. Lark, MD; Robert Fitch
Duke University, Durham, NC, U.S.

ePoster 69

Comparing RVUs for Intramedullary Limb Lengthening Procedures to Common Pediatric Orthopaedic Surgeries to Determine Adequate Compensation

Jill C. Flanagan, MD; Sonia Gilani; Anirejuoritse Bafor; Christopher A. Iobst, MD
Children's Healthcare of Atlanta, Atlanta, GA, U.S.

ePoster 70

Decision Making in Congenital Femoral Deficiency: A Stated Preference Survey of Patients, Parents, and Clinicians

Ilene Hollin; Sarah Beth Nossov, MD; Corinna C. Franklin, MD; Henrike Schmalfuss; Camille Brown; Malliena DeShields; Kyrillos Akhnouk Shriners Children's™ Philadelphia, Philadelphia, PA, U.S.

ePoster 71

Does Percentage of Canal Reaming Prior to Insertion of Motorized Intramedullary Nails Influence Consolidation Time in Limb Length Discrepancy Corrections?

John E. Herzenberg, MD; Philip McClure, MD; Larysa Hlukha; Sandeep Bains
International Center for Limb Lengthening, Baltimore, MD, U.S.

ePoster 72

Hemi-epiphysiodesis Correction Rates for Lower Extremity Malalignment are Similar Between Multiple Hereditary Exostoses and Idiopathic Populations

Joshua Bram; Don Tianmu Li; Olivia Christina Tracey; Emilie Lijesen; Danielle Chipman; Roger F. Widmann, MD; Emily Dodwell, MD; John S. Blanco, MD; Daniel W. Green, MD
Hospital for Special Surgery, New York, NY, U.S.

ePoster 73 ★

Infantile Blount Disease and Overweight in Ghana

Niels Jansen; Heleen Staal
Maastricht UMC+, Maastricht, Netherlands

ePoster 74 ★

International Field Test of LIMB-Q Kids: A New Patient Reported Outcome Measure for Lower Limb Differences

Harpreet Chhina PhD; Anne Klassen; Jan Duedal Rølfing; Bjoern Vogt, MD; Mohan V. Belthur, MD; Alicia Kerrigan, MD; Marcel Abouassaly; Jonathan Wright; Ashish Ranade; Louise Johnson; David A. Podeszwa, MD; James Alfred Fernandes; Juergen Messner; Christopher A. Iobst, MD; Sanjeev Sabharwal, MD, MPH; Anthony Philip Cooper, FRCS; LIMB-Q Kids Study Group
University of British Columbia, Vancouver, BC, Canada

ePoster 75

Limb Reconstruction in Severe Tibial Hemimelia: Minimum 4-year Follow-up

Aaron Huser, DO; David S. Feldman, MD; Claire Elizabeth Shannon, MD; Katherine Miller, MD; Dror Paley, MD
Paley Orthopedic & Spine Institute, West Palm Beach, FL, U.S.

ePoster 76

Magnetic Intramedullary Lengthening Nails can be Lengthened to their Maximum with No Increase in Nail Failure

Jeremy Dubin; Sandeep Bains; Daniel Hameed; John E. Herzenberg, MD; Michael Assayag; Philip McClure, MD
International Center for Limb Lengthening, Baltimore, MD, U.S.

ePoster 77

Patients with Lower Limb Deficiencies Mobilizing with Extension-prosthesis - Long-term follow-up, Quality of Life (QoL) and Function

Sharon Eylon; Raafat Akil; Patrice L. (Tamar) Weiss; Vladimir Goldman
Alyn Rehabilitation hospital for Children & Adolescents, Jerusalem, Israel

ePoster 78

Re-use of Motorized Intramedullary Limb Lengthening Nails ♦

Andrew Gregory Georgiadis, MD; Nickolas Nahm, MD; Mark T. Dahl, MD
Gillette Children's, St. Paul, MN, U.S.

ePoster 79

Unrecognized Consequences of Growth Modulation: Are We Prioritizing Limb Alignment Over Future Joint Health?

Taylor Zak; Elizabeth W. Hubbard, MD; Anthony Minopoli; Claire Shivers; David A. Podeszwa, MD
Scottish Rite for Children, Dallas, TX, U.S.

NEUROMUSCULAR

ePoster 80

Withdrawn

ePoster 81

Clinical, Densitometric and Laboratory Evaluation of Bones in Children with Neuro-Orthopedic Diseases Resulting in Motor Disability

Wojciech Stelmach; Kryspin Niedzielski; Krzysztof Malecki; Pawel Flont; Kornelia Pruchnik Witoslawska
Polish Mother's Memorial Hospital Research institute, Łódź, Poland

ePoster 82 ★

Incidence of Femur Fracture Post Hardware Removal in Children with Cerebral Palsy Who Have Undergone Varus Derotational Osteotomy

Ellie Montufar Wright; Luiz Carlos Almeida Da Silva; Jason Howard, MD; Sarah Raab; Kenneth Rogers, PhD, ATC; Amelia M. Lindgren, MD; Freeman Miller, MD; Arianna Trionfo, MD; M. Wade Shrader, MD
Nemours Children's Hospital, Wilmington, DE, U.S.

ePoster 83

Medium-Term Outcomes after Multi-Level Surgery in Children with Bilateral Cerebral Palsy

Ken Ye; Ayman D'Souza; Rebecca Morgan; Alpesh Kothari, MA, BM, BCh, AFHEA, MSc, DPhil, FRCS
Oxford University Hospitals NHS Foundation Trust, Oxford, United Kingdom

★ Nominated for Best ePoster

♦ Indicates a presentation in which the FDA has not cleared the drug and/or medical device for the use described (i.e., the drug or medical device is being discussed for an "off label" use)."

ePoster 84

One Injection of BoNT-A in Biceps Brachii in CP has Both a Degenerative and Regenerative Effect

Eva M. Ponten, MD, PhD; Ferdinand Von Walden, MD, PHD; Alexandra Palmcrantz; Per Stal
Karolinska Institutet, Stockholm, Sweden

ePoster 85

Recurrence of Spastic Planovalgus Foot in Cerebral Palsy: A Comprehensive Study on Influencing Factors

Ana Laura Arenas Diaz, MPH; Carlos Alfonso Guzmán-Martín; Thania Ordaz; Agustin Barajas Monterrey; Andrea Gabriela García Rueda; Erika Barron Torres; Clemente Hernández; Javier Masquijo, MD
Shriners Children's™ Mexico, Mexico City, Mexico

ePoster 86

Rotation and Asymmetry of the Axial Plane Pelvis in Cerebral Palsy: A CT-Based Study

Akbar Nawaz Syed; Jenny Liu Zheng; Christine Goodbody; Patrick John Cahill, MD; David A. Spiegel, MD; Keith D. Baldwin, MD
Children's Hospital of Philadelphia, Philadelphia, PA, U.S.

ePoster 87

Talo-Calcaneal-Navicular Realignment Surgery in Severe Neurologic Equinovarus Foot. Mid-Term Results of a Novel Surgical Approach

María Galán Olleros; María Jesus Figueroa; Ana Ramirez Barragan; Gonzalo Andres Chorbajian Alonso; Manuel Fraga; Ignacio Martinez Caballero
Hospital Infantil Universitario Niño Jesús, Madrid, Spain

ePoster 88

Worsening Gait Deviations in Hereditary Spastic Paraparesis

Lizabeth Bunkell; Cinthya Meza; Kelly Jeans; Linsley B. Smith; Michelle Christie; Fabiola Reyes; Robert Lane Wimberly, MD
Scottish Rite for Children, Dallas, TX, U.S.

QUALITY, SAFETY, VALUE INITIATIVES; ARTIFICIAL INTELLIGENCE; MACHINE LEARNING; AND MISCELLANEOUS

ePoster 89

Cost Analysis and Variability in Pediatric Anterior Cruciate Ligament Reconstruction: Insights for Optimizing Surgical Value

Emily Moya; Kelly Heavner McFarlane; Kali Tileston, MD; Charles M. Chan, MD; Kevin G. Shea, MD
Stanford University, Palo Alto, CA, U.S.

ePoster 90

Efficacy of DIY Cast Covers: An In Vivo Study

John A. Schlechter, DO; Amirhossein Misaghi, MD; Remy Zimmerman; Gian Ignacio; Hayley Ditmars, B.S.
Riverside University Health Systems, Moreno Valley, CA, U.S.

ePoster 91

Embracing Wide Awake Techniques in Pediatric Orthopaedic Surgery

Sonia Chaudhry, MD, BS, FAAOS, FACS; Lisa Tamburini
Connecticut Children's Medical Center, Hartford, CT, U.S.

ePoster 92

Late Diagnosis of Developmental Dysplasia of the Hip in a Country Using Selective Ultrasound Screening

Frederike Mulder; Hei Sook Femke Hagenmaier; Heleen Staal; Joëlle Rosier; Adhiambo Witlox
Maastricht UMC+, Maastricht, Netherlands

ePoster 93

Long-Term Complications of Peripheral Nerve Blocks in Pediatric Orthopaedic Lower Extremity Procedures: A Systematic Review

Yifan Mao, BS, BA; Sunny Trivedi, MD; Charlotte Wahle, BA; Dimpay Wraich, BS; Kevin G. Shea, MD; Kesavan Sadacharam; Jennifer J. Beck, MD; POSNA QSVI
David Geffen School of Medicine at UCLA, Los Angeles, CA, U.S.

ePoster 94 ★**Optimizing Intraoperative Irradiation Levels for Paediatric Orthopaedics Surgeries: Radiation Doses Does Matter**

Mohamed Laroussi Toumia; Stephanie Pannier, MD, PhD; Alina Badina; Bouchra Habib Geryes Necker University Hospital, APHP, Paris, France

ePoster 95**POSNA Safe Surgery Program (PSSP): First-Year Results for Entire POSNA Membership**

Kali Tileston, MD; Michael G. Vitale, MD, MPH; Robert Hyun Cho, MD; Verena M. Schreiber, MD; Henry Bone Ellis, MD; Henry J. Iwinski, MD; Zachary Stinson, MD; Bryan Tompkins, MD; Kevin G. Shea, MD
Stanford University, Palo Alto, CA, U.S.

ePoster 96**Safety Profile Following Tibial Tubercle Osteotomy for Adolescents in an Ambulatory Surgery Center**

Garrett Sohn; Nolan Daniel Hawkins; Caroline Podvin; Madison Brenner; Savannah Cooper; Benjamin Johnson; Charles Wyatt, NP; Henry Bone Ellis, MD; Philip Wilson, MD
Scottish Rite for Children, Dallas, TX, U.S.

ePoster 97**The Importance of Surgeon Dashboarding for Comparative Quality and Safety Outcomes When Adopting Robotics in Practice**

Alexa Bosco; Nicole Welch; Maty Petcharaporn; Michelle Marks, PT, MA; Shanika De Silva; Daniel Hedequist, MD
Boston Children's Hospital, Boston, MA, U.S.

ePoster 98 ★**Utilizing Neural Networks for Ultrasound Evaluation of Developmental Dysplasia of the Hip**

Hsuan Kai Kao, MD; Wei-Chun Lee, MD, PhD; Szu-Yao Wang; Wen-E Yang, MD; Chia-Hsieh Chang, MD, PhD
Chang Gung Memorial Hospital, Taoyuan, Taiwan

SPINE

ePoster 99**2-Year Follow Up from a Prospective Study on a Posterior Dynamic Distraction Device for Adolescent Idiopathic Scoliosis**

Kevin M. Neal, MD; Ron El-Hawary, MD, MSc; Gilbert Chan, MD; Geoffrey F. Haft, MD; Timothy S. Oswald, MD; A. Noelle Larson, MD; Ryan Fitzgerald, MD; Alvin C. Jones, MD, MS; Baron S. Lonner, MD; Todd A. Milbrandt, MD; Christina K. Hardesty, MD; John T. Anderson, MD; Michael C. Albert, MD; Nigel J. Price, MD
Nemours Children's Health, Jacksonville, FL, U.S.

ePoster 100**A Comparison of Intrathecal Morphine Injection vs. IV Methadone for Pain Control for Posterior Spinal Fusion in Adolescent Idiopathic Scoliosis**

Devan Kumar; Rohini Mahajan Vanodia; Surya Mundluru, MD; Lindsay Michele Crawford, MD; Shiraz A. Younas, MD; Timothy C. Borden, MD
University of Texas Health Science Center at Houston, Houston, TX, U.S.

ePoster 101**A Comparison of Two Central Sacral Vertical Line Methods and Their Effect on Curve Correction**

Varun Ravi; Adam A. Jamnik; Alexander Turner; Emeka N. Andrews; Yves Kenfack; David C. Thornberg; Jaysson T. Brooks, MD
Scottish Rite for Children, Dallas, TX, U.S.

ePoster 102**Accuracy and Safety of 3D-Printed Patient-Specific Pedicle Screw Insertion Technique in Complex Spine Deformity Correction; Analysis of 60 Patients Performed at a Large Academic Center**

Assem Sultan; Omolola Priscilla Fakunle; Mustafa Mahmood; Conner J. Paez; Ahmed K. Emara; Dimitri Joseph Mabarak; Thomas Kuivila; Ryan C. Goodwin, MD
Cleveland Clinic Foundation, Cleveland, OH, U.S.

ePoster 103

An Efficient, Steady, Or Dual-Surgeon Allows for the Best Outcomes?

Vishal Sarwahi, MBBS, MS; Katherine Eigo; Alex Kwong Juen Ngan; Sarah M. Trent; Sayyida Hasan; Brian Li; Yungtai Lo; Terry D. Amaral, MD
Northwell Health, New Hyde Park, NY, U.S.

ePoster 104

Analysis of 5,525 Consecutive Pedicle Screws Placed Utilizing Robotically-Assisted Surgical Navigation: Surgical Safety and Early Complications

Roger F. Widmann, MD; Jenna L. Wisch; Colson Zucker; Olivia Christina Tracey; Tyler Feddema; Florian Miller; Gabriel S. Linden; Mark A. Erickson, MD; Jessica H. Heyer, MD
Hospital for Special Surgery, New York, NY, U.S.

ePoster 105

Comparison of Perioperative Complication Rates in Congenital Scoliosis Patients with Tethered Cord

Andrea Munoz; Leila Mehraban Alvandi, PhD; Edina Gjonbalaj; Allyn Morris; Pediatric Spine Study Group; Paul D. Sponseller, MD, MBA; Richard Anderson; Jaime A. Gomez, MD
Montefiore Medical Center, Bronx, NY, U.S.

ePoster 106

Complexities of Orthopedic Epidemic: Adolescent Back Pain

Heather M. Richard, PsyD; Gerrit Franko; Kirsten Tulchin-Francis, PhD
Nationwide Children's Hospital, Columbus, OH, U.S.

ePoster 107

Development of Pelvic Incidence, Sacral Slope and Pelvic Tilt and the Effect of age, Sex, and BMI: An Automated 3D-CT Study of 10,969 Children and Adolescents

Eduardo Novais, MD; Mohammadreza Movahhedi; Munif Hatem; Mallika Singh; Shanika De Silva; Nazgol Tavabi; Grant Douglas Hogue, MD; Young Jo Kim, MD; Sarah D. Bixby; Ata M. Kiapour, PhD, MMSc
Boston Children's Hospital, Boston, MA, U.S.

ePoster 108 ★

Differences in Spine Growth Potential for Sanders Maturation Stages 7A and 7B Have Implications for Treatment of Idiopathic Scoliosis

Yusuke Hori; Burak Kaymaz; Luiz Carlos Almeida Da Silva; Kenneth Rogers, PhD, ATC; Petya Yorgova; Peter G. Gabos, MD; Suken A. Shah, MD
Nemours Children's Hospital, Wilmington, DE, U.S.

ePoster 109

Do Neuromuscular Early-Onset Scoliosis Patients with Rib-on-Pelvis Deformity Have Decreased Reported Pain after Surgery?

Vineet Desai; Margaret Bowen; Jason Anari, MD; John "Jack" M. Flynn, MD; Jaysson T. Brooks, MD; Brian D. Snyder, MD; Brandon A. Ramo, MD; Jason Howard, MD; Ying Li, MD; Lindsay Andras, MD; Walter Lam Huu Truong, MD; Ryan Fitzgerald, MD; Ron El-Hawary, MD, MSc; Benjamin D. Roye, MD; Burt Yaszay, MD; Kenny Kwan; Amy McIntosh, MD; Susan Nelson, MD, MPH; Patrick John Cahill, MD; Pediatric Spine Study Group
Children's Hospital of Philadelphia, Philadelphia, PA, U.S.

ePoster 110

Do Parents and Patients with Early Onset Scoliosis (EOS) Share the Same Perspective On Health-Related Quality of Life? A Comparison of EOSQ-24 and SRS-22 Scores

Rachel Gottlieb; John T. Smith, MD; Firoz Miyanji, MD, FRCSC; Juan Carlos Rodriguez; Ron El-Hawary, MD, MSc; Ying Li, MD; Pediatric Spine Study Group
University of Michigan, Ann Arbor, MI, U.S.

★ Nominated for Best ePoster

ePoster 111 ★

Early Tether Rupture Prior to 2-Years Compromises Growth Modulation by Failing to Impede Convex Growth

*Ambika Paulson; V. Salil Upasani, MD; Jennifer Hurry; Hui Nian; Christine L. Farnsworth, MS; Peter O. Newton, MD; Stefan Parent, MD, PhD; Pediatric Spine Study Group; Ron El-Hawary, MD, MSc; Craig R. Louer, MD
Vanderbilt University Medical Center, Nashville, TN, U.S.*

ePoster 112

Effectiveness of a Subcutaneous Bupivacaine Catheter for Pain Control and Opioid Reduction in Pediatric Spine Fusion Surgery: A Retrospective Cohort Study

*Joshua Acebo; Kenzo Cotton; Emma Wiest; Jordan M. Walters; Eric Siegel; Richard E. McCarthy, MD; David Bumpass, MD
Arkansas Children's Hospital, Little Rock, AR, U.S.*

ePoster 113 ★

Have We Improved Anterior Vertebral Body Tethering Outcomes Over Time? An Examination of Survivorship Trends

*Joshua Carroll Tadlock, MD; Peter O. Newton, MD; Tracey P. Bastrom, MA; Stefan Parent, MD, PhD; Firoz Miyanji, MD, FRCSC; Harms Study Group
Rady Children's Hospital, San Diego, San Diego, CA, U.S.*

ePoster 114

Hip Pain After Spinopelvic Fixation with Sacral Alar Iliac Screws in Pediatric Neuromuscular Scoliosis

*Pochih Shen; Mark A. Erickson, MD; Nancy Hadley Miller, MD
Children's Hospital Colorado, Denver, CO, U.S.*

ePoster 115

Impact of Comorbidities on Mortality in Neuromuscular Patients with Early Onset Scoliosis

*Hiroko Matsumoto, PhD; Bhavana Gunda; Taylor-Marie Adams; Sydney Lee; Maria Fernanda Canizares; John T. Smith, MD; Paul D. Sponseller, MD, MBA; Mark A. Erickson, MD; Brian D. Snyder, MD; Pediatric Spine Study Group
Boston Children's Hospital, Boston, MA, U.S.*

ePoster 116 ★

Intraoperative Neuromonitoring Events During Spinal Fusion for Scoliosis: A Case Series

*John F. Lovejoy, MD; Mark Lewis; Shane Saifman; Jonathan Daniel Schwartzman; Alec Stall, MD
Nemours Children's Health, Orlando, FL, U.S.*

ePoster 117 ★

Is a BraIST for One, a BraIST for All? Evaluating the Effect of the BraIST Trial on Spinal Fusion Rates Across Race and Insurance Status

*Anthony Catanzano, MD; Tristan Chari; John Atwater; Emily Poehlein; Cindy Green
Duke University, Durham, NC, U.S.*

ePoster 118

Lowest Instrumented Vertebra (LIV) Selection in Thoracic Adolescent Idiopathic Scoliosis (AIS): LIV Selection Drawn for Cotrel-Dubouset Original Technique Including Sagittal Disc Mobility

*Benjamin Salle; Benoit De Courtivron; Francois Bergerault, MD; Marc-Florent Tassi; Thierry Odent
CHU Tours Hopital Clocheville, Tours, France*

ePoster 119 ★

Lowest Instrumented Vertebra in Treatment of Adolescent Idiopathic Scoliosis is Not Correlated with PROMIS Scores

*Katherine Sborov; Mansi Agarwal; De-An Zhang; Robert Hyun Cho, MD; Cynthia Nguyen, MD; Selina Poon, MD
Shriners Children's™ Southern California, Pasadena, CA, U.S.*

★ Nominated for Best ePoster

ePoster 120

Medical Issues Complicate 90 Day Return to the ED following Spinal Deformity Surgery

Vishal Sarwahi, MBBS, MS; Sayyida Hasan; Keshin Visahan; Victor Koltenyuk; Katherine Eigo; Aravind Patil; Terry D. Amaral, MD
Northwell Health, New Hyde Park, NY, U.S.

ePoster 121 ★

MRI Results in Patients Undergoing Surgery for Adolescent Idiopathic Scoliosis: Neural Axis Abnormalities and Neurosurgical Interventions

Mark Lewis; Kevin M. Neal, MD
Nemours Children's Health, Jacksonville, FL, U.S.

ePoster 122

Multi-Disciplinary Perioperative Pathway for Neuromuscular Scoliosis Patients

Bryce Pember; Lorena Floccari, MD; Richard Steiner; Matt Holloway; Todd F. Ritzman, MD
Akron Children's Hospital, Akron, OH, U.S.

ePoster 123

Novel Surface Topographic Assessment of Lung Volume in Pediatric Spinal Deformity Patients

Jessica H. Heyer, MD; Jenna L. Wisch; Kiranpreet Nagra; Ankush Thakur; Howard Hillstrom; Benjamin Groisser; Colson Zucker; Matthew Cunningham; Michael T. Hresko, MD; Ram Haddas; John S. Blanco, MD; Mary F. Di Maio; Roger F. Widmann, MD; HSS Spinal Alignment Registry
Hospital for Special Surgery, New York, NY, U.S.

ePoster 124

Pelvic Asymmetry in Myelomeningocele Associated with Scoliosis

Michael Benvenuti, MD; Lawrence I. Karlin, MD
Boston Children's Hospital, Boston, MA, U.S.

ePoster 125

Peri-Operative Outcomes of Posterior Dynamic Deformity Device Compared to Vertebral Body Tethering for Adolescent Idiopathic Scoliosis

Julia Todderud; A. Noelle Larson, MD; Geoffrey F. Haft, MD; Ron El-Hawary, MD, MSc; John T. Anderson, MD; Ryan Fitzgerald, MD; Timothy S. Oswald, MD; Gilbert Chan, MD; Baron S. Lonner, MD; Michael C. Albert, MD; Daniel G. Hoernschemeyer, MD; Todd A. Milbrandt, MD
Mayo Clinic, Rochester, MN, U.S.

ePoster 126

Plastic Multilayered Closure Reduces Surgical Site Infections in Pediatric Neuromuscular Scoliosis Surgery

Jason Amaral; McKenna C. Noe; Rebecca Schultz; Tristen Taylor; John T. Anderson, MD; Richard M. Schwend, MD; Brian G. Smith, MD
Baylor College of Medicine, Houston, TX, U.S.

ePoster 127

PROMIS and ODI Tools: Clinically Useful Predictors of Abnormal MRIs in Pediatric Back Pain?

Devan James Devkumar; Karina A. Zapata, PT, DPT, PhD; Chan-Hee Jo, PhD; Brandon A. Ramo, MD
Scottish Rite for Children, Dallas, TX, U.S.

ePoster 128

Put a Ring on it! Wedding Band Connectors Have Fewer Complications Than Tandem Connectors in Traditional Growing Rod Constructs

Sydney Lee; Kelsey Mikayla Flowers Zachos; Paul D. Sponseller, MD, MBA; Peter F. Sturm, MD; Matthew E. Oetgen, MD, MBA; John B. Emans, MD; Grant Douglas Hogue, MD; Pediatric Spine Study Group
Boston Children's Hospital, Boston, MA, U.S.

ePoster 129

Withdrawn

ePoster 130

Rigo Cheneau Brace for Adolescent Idiopathic Scoliosis: Higher in Brace Correction and Lower Rates of Curve Progression

Lisa Bonsignore-Opp; Ritt Givens; Rajiv Iyer; Hiroko Matsumoto, PhD; Nicole Bainton; Benjamin D. Roye, MD; Michael G. Vitale, MD, MPH
Columbia University, New York, NY, U.S.

ePoster 131

Rigo versus Boston Brace for Treatment of Adolescent Idiopathic Scoliosis

Qais Zai; Petar Golijanin; Romil Shah; Cortney Matthews; Kirsten Ross, MD; Brian Edward Kaufman, MD
Dell Medical School at the University of Texas at Austin, Austin, TX, U.S.

ePoster 132

Risk of Proximal Junctional Kyphosis After Revision of Growing Rod Constructs

Chidebelum Nnake; Alondra Concepción-González; Matan Malka; Simon Blanchard; Ron El-Hawary, MD, MSc; Michael G. Vitale, MD, MPH; Pediatric Spine Study Group; Benjamin D. Roye, MD
Columbia University Irving Medical Center, New York, NY, U.S.

ePoster 133

Safety and Efficacy of a Novel Technique for Posterior Column Osteotomy in Patients with Adolescent Idiopathic Scoliosis Undergoing Posterior Spinal Fusion

Alec Christian Stall, MD; Ryan M. Ilgenfritz, MD; Naveed Nabizadeh; Michael Read
Nemours Children's Health, Orlando, FL, U.S.

ePoster 134

Screening MRI in Congenital EOS: Is it Safe to Delay Advanced Imaging to Decrease Early Anesthesia?

Evan Mostafa, MD; Leila Mehraban Alvandi, PhD; Edina Gjonbalaj; John B. Emans, MD; Paul D. Sponseller, MD, MBA; Purnendu Gupta, MD; A. Noelle Larson, MD; Pediatric Spine Study Group; Jaime A. Gomez, MD
Montefiore Medical Center, Bronx, NY, U.S.

ePoster 135

Similar Results with Less Spinal Cord Exposure: Comparison of In Situ Osteotomies with Traditional Ponte Osteotomies in AIS

Ian Hollyer; Katherine Margaret Krenek; Kali Tileston, MD; Meghan N. Imrie, MD; Lawrence A. Rinsky, MD; Kelly Heavner McFarlane; John Vorhies, MD; RetroPonte
Stanford University, Palo Alto, CA, U.S.

ePoster 136

The Fate of The Broken Tether: How Do Curves Treated with Vertebral Body Tethering (VBT) Behave After Tether Breakage?

Tyler A. Tetreault, MD; Tiffany Phan; Tishya A.L. Wren, PhD; Michael J. Heffernan, MD; Michelle C. Welborn, MD; John T. Smith, MD; Ron El-Hawary, MD, MSc; Kenneth MC Cheung, MD; Kenneth David Illingworth, MD; David L. Skaggs, MD; Lindsay Andras, MD; Pediatric Spine Study Group
Children's Hospital Los Angeles, Los Angeles, CA, U.S.

ePoster 137

The Impact of Operating Room Process versus Team Standardization on Outcomes in Pediatric Spinal Deformity Surgery

Vishal Sarwahi, MBBS, MS; Katherine Eigo; Sarah M. Trent; Alex Kwong Juen Ngan; Aravind Patil; Brian Li; Yungtai Lo; Terry D. Amaral, MD
Northwell Health, New Hyde Park, NY, U.S.

ePoster 138

Thoracic Deformity Index Correlates with Poorer Pre-Operative Pulmonary Function Testing in Patients with Adolescent Idiopathic Scoliosis of the Thoracic Spine

Charles Mechas; Trey William Moberly; Alison Dittmer, MD; Vishwas R. Talwalkar, MD; Ryan D. Muchow, MD; Vincent Prusick, MD
University of Kentucky/Shriners Children's™
Lexington, Lexington, KY, U.S.

ePoster 139

Vertebral Body Tethering vs Posterior Spinal Fusion for Lenke 1 AIS: A Single Surgeon Comparison with 2-6 Year Follow-up

Baron S. Lonner, MD; Ashley Wilczek; Rodnell Busigo Torres; Rami Rajjoub; Mateo Restrepo Mejia; Lily Eaker
Mount Sinai Hospital, New York, NY, U.S.

ePoster 140

What Factors Impact Flexibility after Spinal Fusion?

Vishal Sarwahi, MBBS, MS; Sayyida Hasan; Keshin Visahan; Brittney Moncrieffe; Katherine Eigo; Aravind Patil; Sarah M. Trent; Alex Kwong Juen Ngan; Terry D. Amaral, MD
Northwell Health, New Hyde Park, NY, U.S.

SPORTS

ePoster 141

A Cadaveric Study of the Sagittal Patellar Insertion of the Medial Patellofemoral Ligament in Children: Implications for Reconstruction

Amin Alayleh; Ian Hollyer; Thomas M. Johnstone; Bryan Khoo; Chiamaka Nneka Obilo; Kelly Heavner McFarlane; David Baird; Calvin Chan; Kevin G. Shea, MD
Stanford University, Palo Alto, CA, U.S.

ePoster 142

Biomechanical Comparison of Four “Hashtag” Suture Patterns for Repair of Lateral Meniscus Radial Tears

Kelly Heavner McFarlane; David Baird; Thomas Michael Johnstone; Amin Alayleh; Chiamaka Nneka Obilo; Bryan Khoo; Christian Wright; Vanessa Taylor; Ian Hollyer; Calvin Chan; Marc Tompkins; Henry Bone Ellis, MD; Theodore J. Ganley, MD; Yi-Meng Yen, MD; Seth Sherman; Kevin G. Shea, MD
Stanford University, Palo Alto, CA, U.S.

ePoster 143 ★

Different Roads Traveled: Disparities in the Preoperative Timeline Result in Delays to Pediatric Anterior Cruciate Ligament Reconstruction

Michelle Andreea Nutescu; Samuel I. Rosenberg; Elizabeth Merritt; Neeraj Patel, MD, MPH
Ann & Robert H. Lurie Children's Hospital of Chicago, Chicago, IL, U.S.

ePoster 144

Discoid Meniscus with Anterior Instability: Incidence, Presentation, Diagnosis, Treatment, and Outcomes.

Joseph N. Charla; Emily Ferreri; Leila Mehraban Alvandi, PhD; Edina Gjonbalaj; Jacob Schulz, MD; Eric Fornari, MD; Mauricio Drummond, MD
Children's Hospital at Montefiore, Bronx, NY, U.S.

ePoster 145

Factors Associated with Return to Sports in Patients Undergoing ACL Surgery: A 20-Year Analysis at a Tertiary-Care Children's Hospital

Benton E. Heyworth, MD; James Pruneski; Melissa A. Christino, MD; Mininder S. Kocher, MD, MPH; Dennis Kramer, MD; Lyle J. Micheli, MD; Matthew D. Milewski, MD; Yi-Meng Yen, MD; Nazgol Tavabi; Ata M. Kiapour, PhD, MMSc
Boston Children's Hospital, Boston, MA, U.S.

★ Nominated for Best ePoster

ePoster 146

Hamstring Autograft is Associated with Increased Knee Valgus Moment after ACL Reconstruction: A Biomechanical Analysis of Autograft Selection after Anterior Cruciate Ligament Reconstruction

*Sailesh V. Tummala; Neeraj Vij; Kaycee Glattko; Amber Brennan, DPT; Jenni Winters; Seyed Hadi Salehi; Anikar Chhabra; Heather Menzer, MD; PCH ACL Study Group
Phoenix Children's Hospital, Phoenix, AZ, U.S.*

ePoster 147

High Frequency of Meniscal Injuries Found in Adolescents with ACL tears

*John Logan Reynolds; Tim Westbrook; Kyle Boden; Austin V. Stone; Mary Lloyd Ireland; Darren Johnson; Benjamin Wilson, MD
University of Kentucky, Lexington, KY, U.S.*

ePoster 148

Osteochondritis Dissecans of the Talus: Composite Cancellous Bone and Morselized Allograft Cartilage Grafting Results in Excellent Patient Reported Outcomes and Return to Play

*Patrick Ojeaga; Nolan Daniel Hawkins; Terrul Ratcliff; Rishi Sinha; Benjamin Johnson; Charles Wyatt, NP; Henry Bone Ellis, MD; Philip Wilson, MD
Scottish Rite for Children, Dallas, TX, U.S.*

ePoster 149

Predictive Characteristics of Meniscal Tear Locations with Concomitant ACL Injury in Adolescents

*Savannah Rose Troyer; David R. Howell; Claire Giachino; Hannah Rossing; Amanda Kass; Neeraj Patel, MD, MPH; Jay C. Albright, MD; Curtis Daniel VandenBerg, MD
University of Colorado, Denver, CO, U.S.*

ePoster 150

Rates of Reoperation and Readmission Following Arthroscopic Pediatric and Adolescent Knee Surgery: Data from the SCORE Patient Registry, 2018-2022.

*Philip Wilson, MD; Gregory Knell; Robert Yockey; James Joseph McGinley; Philip Austin Serbin; Garrett Sohn; Henry Bone Ellis, MD; SCORE
Scottish Rite for Children, Frisco, TX, U.S.*

ePoster 151

Surgical Management and Long-Term follow up of Congenital and Obligatory Patellar Dislocation in Children

*Roy Gigi; Addy S. Brandstetter, MD; Barry Danino, MD; Inbar Lidor; Amit Benady; Dror Ovadia, MD; Moshe Yaniv, MD
Tel Aviv Sourasky Medical Center – Ichilov Hospital, Tel Aviv, Israel*

ePoster 152

Your Patella Dislocated: Will it Happen Again? An Assessment of MRI Criteria for Recurrent Patella Dislocation After an Initial Event

*Jason Brenner; Leila Mehraban Alvandi, PhD; Steven Maxwell Henick; Edina Gjonbalaj; Benjamin J. Levy; Jacob Schulz, MD; Eric Fornari, MD; Mauricio Drummond, MD
Children's Hospital at Montefiore, Bronx, NY, U.S.*

TRAUMA

ePoster 153

"Heat Mapping" of Pediatric and Adolescent Gun Violence in an Urban Center: Is Targeted Intervention One Possible Solution?

*Emerson Rowe; Abbey Glover; Martin J. Herman, MD
Drexel University College of Medicine, Philadelphia, PA, U.S.*

ePoster 154

A Clinical and Scientific Paradigm Shift: Revisiting Growth After Pediatric Radius Fracture Plating

*Rachel Lenhart, MD, PhD; Pille-Riin Värk; Keith D. Baldwin, MD; Christine Goodbody; Jonathan G. Schoenecker, MD, PhD; Apurva S. Shah, MD, MBA
Children's Hospital of Philadelphia, Philadelphia, PA, U.S.*

ePoster 155

A Prospective Cohort Analysis of Two Nonoperative Treatment Modalities for the Management of Pediatric Type II Supracondylar Humerus Fractures

*Mary Sun; Emily Schaeffer, PhD; Vuong Nguyen; Kishore Mulpuri, MBBS, MHSc, FRCSC; Christopher W. Reilly, MD
BC Children's Hospital, Vancouver, BC, Canada*

ePoster 156

A Single Retrograde Intramedullary Nail Technique for Treatment of Displaced Proximal Humeral Fractures in Adolescents: Case Series and Review of the Literature

*Eri Samara; Nicolas Lutz, MD
Children's University Hospital of Lausanne, Lausanne, Switzerland*

ePoster 157

Acetabular "Fleck" Sign: Outcomes of Surgical Repair

*Daniel Gaines; Stephanie Chen, MD; Kirsten Tulchin-Francis, PhD; Elizabeth Badowski; Craig Smith; Kevin E. Klingele, MD
Nationwide Children's Hospital, Columbus, OH, U.S.*

ePoster 158

Avoiding Trouble with Pediatric Capitellar Fractures: Unusual Fracture Variants, TRASH Lesions, and Treatment Pearls

*Soroush Baghdadi, MD; Daniel Yang; Pille-Riin Värk; Keith D. Baldwin, MD; Eliza Buttrick, BA; Apurva S. Shah, MD, MBA
Children's Hospital of Philadelphia, Philadelphia, PA, U.S.*

ePoster 159

Changes in Femoral Anteversion after Intramedullary Nail for Pediatric Femoral Shaft Fracture: A Multicenter Study

*Jae Jung Min; Soon-Sun Kwon; Kibeom Youn; Daehyun Kim; Ki Hyuk Sung, MD; Moon Seok Park
Seoul National University Bundang Hospital, Seongnam, Republic of Korea*

ePoster 160

Closed Reduction Techniques Lead to Fewer Complications Than Open Reductions In Treating Minimally and Moderately-Displaced Pediatric Lateral Humeral Condyle Fractures: A Multicenter Study

*Abhishek Tippabhatla; Beltran Torres-Izquierdo; Daniel Pereira; Rachel Goldstein, MD; Julia Skye Sanders, MD; Kevin M. Neal, MD; Laura Bellaire, MD; Jaime Rice Denning, MD, MS; Pooya Hosseinzadeh, MD
Washington University in St. Louis, St. Louis, MO, U.S.*

ePoster 161

Comminuted Ulna Fractures and Nerve Injuries: An Investigation in Monteggia Dislocations

*Jason Amaral; Basel Touban, MD; Rebecca Schultz; Jacob Scioscia; Pablo Coello; Aharon Zvi Gladstein, MD; Scott D. McKay, MD
Baylor College of Medicine, Houston, TX, U.S.*

ePoster 162

Diagnosis and Treatment of Lateral to Medial Diagonal Injury of the Elbow in Children: Concomitant Medial Epicondylar and Radial Neck Fractures

*Yunan Lu; Federico Canavese, MD; Shunyou Chen
Fuzhou Second Hospital, Fuzhou, People's Republic of China*

ePoster 163

Do Post-Operative Immobilization Protocols and Physical Therapy Impact Return of Elbow Motion Following Pinning of Supracondylar Humerus Type-III Fractures?

Akbar Nawaz Syed; Pooja Niles Balar; Margaret Bowen; J. Todd Lawrence, MD, PhD
Children's Hospital of Philadelphia, Philadelphia, PA, U.S.

ePoster 164

Effect of Serum Vitamin D Levels in Pediatric Fracture Occurrence

David Liu; Susan T. Mahan, MD, MPH; Taylor-Marie Adams; Hiroko Matsumoto, PhD; Melissa S. Putman; Brian D. Snyder, MD
Boston Children's Hospital, Boston, MA, U.S.

ePoster 165

Effects of Casting Material on Reduction Maintenance

Emily Boschert, MD; Catalina Baez, MD; Alexis Clifford; Aaron Jennings; Stephanie Ihnow, MD; Jessica McQuerry, MD
University of Florida, Gainesville, FL, U.S.

ePoster 166

Elastic Stable Intramedullary Nail (ESIN) Treatment of Pediatric Femoral Shaft Fractures: Fracture Stability Does Not Predict Malunion or Major Complications

Nandini Patel; Charles T. Mehlman, DO, MPH; Jaime Rice Denning, MD, MS; Wendy Ramalingam, BS, MD
Cincinnati Children's Hospital Medical Center, Cincinnati, OH, U.S.

ePoster 167

Elastic Stable Intramedullary Nail (ESIN) Treatment of Pediatric Tibial Shaft Fractures: Patients 75 Pounds and Over Have Higher Risk Malunion

Justin A. Jebackumar; Charles T. Mehlman, DO, MPH; Jaime Rice Denning, MD, MS; Wendy Ramalingam, MD
Cincinnati Children's Hospital Medical Center, Cincinnati, OH, U.S.

ePoster 168

Enhanced Radiographic Union Score (RUST) of Adolescent Tibia Shaft Fractures Treated with Hexapod Circular External Fixation: A Multicenter Study of 38 Consecutive Cases

Ahmed Hagag, MD, PhD; Ibrahim Feras Salama; Anirejuoritse Bafor; Kyle Jay Klahs; Dillon Stone; Amr Atef Abdelgawad, MD, MBA; Christopher A. Iobst, MD
El Paso Children Hospital and Texas Tech Health Science Center, El Paso, TX, U.S.

ePoster 169

Financial Implications Associated with Use of Waterproof Casting Material in Pediatric Patients

Alexis Clifford; Aaron Jennings; Catalina Baez, MD; Emily Boschert, MD; Stephanie Ihnow, MD; Jessica McQuerry, MD
University of Florida, Gainesville, FL, U.S.

ePoster 170 ★

Healthcare Utilization Following Closed Reduction and Percutaneous Pinning of Supracondylar Humerus Fractures

Elizabeth Cinquegrani; Matthew Van Boxtel; Jessica Hanley, MD
Medical College of Wisconsin, Milwaukee, WI, U.S.

ePoster 171

Implant Selection and Complications in Pediatric Monteggia Fracture Dislocations

Jason Amaral; Rebecca Schultz; Basel Touban, MD; Pablo Coello; Nihar Pathare; Aharon Zvi Gladstein, MD; Scott D. McKay, MD
Baylor College of Medicine, Houston, TX, U.S.

ePoster 172

Incidence and Long Term Follow up of Lateral Condyle Fractures

Mikaela Sullivan; Elizabeth Wellings; Prabin Thapa; A. Noelle Larson, MD; William J. Shaughnessy, MD; Anthony A. Stans, MD; Todd A. Milbrandt, MD
Mayo Clinic, Rochester, MN, U.S.

★ Nominated for Best ePoster

ePoster 173

Interfacility Transfer of Pediatric Supracondylar Elbow Fractures: Transfer by Ambulance Shows No Advantage in Speed of Transfer or Prevention Of Complications

Spencer Richardson; Sarah T. Levey, MD; Joash Rajesh Suryavanshi; Amrit Parihar; Curtis Vrabc; Robert Tyskling; Robert J. Bielski, MD
Indiana University, Indianapolis, IN, U.S.

ePoster 174

Intimate Partner Violence in Teenagers: Why Should the Pediatric Orthopaedic Surgeon Care?

Bharti Khurana; Rose Olson; Jeff Temple; Randall T. Loder, MD
Riley Children's Hospital, Indianapolis, IN, U.S.

ePoster 175

Is Tibial Intramedullary Nail Placement Safe When Placed Across Open Physes

Grant McHorse; K. John Wagner; Matthew D. Ellington, MD; Christopher D. Souder, MD
Dell Medical School at the University of Texas at Austin, Austin, TX, U.S.

ePoster 176

Lateral Overgrowth in Surgically Treated Pediatric Lateral Condyle Fractures

Adele Bloodworth; Shrey Nihalani; Gerald McGwin; Kevin Williams; Michael J. Conklin, MD
University of Alabama at Birmingham, Birmingham, AL, U.S.

ePoster 177

MRI Without Sedation or Anesthesia Can Guide Treatment of Minimally Displaced Pediatric Lateral Humeral Condyle Fractures

Rana Nabil Nouri; Jonas Sterup Bovin; Hilla Matilda Biermann; Kasper Gosvig; Morten Jon Andersen, MD
Copenhagen University Hospital - Herlev and Gentofte, Copenhagen, Denmark

ePoster 178

Nonunions of Surgically-Treated Pediatric Humeral Lateral Condylar Fractures: Risk Factors and Outcomes

Abhishek Tippabhatla; Beltran Torres-Izquierdo; Laura Bellaire, MD; Rachel Goldstein, MD; Julia Skye Sanders, MD; Kevin M. Neal, MD; Jaime Rice Denning, MD, MS; Pooya Hosseinzadeh, MD
Washington University in St. Louis, St. Louis, MO, U.S.

ePoster 179

Novel Radiographic Predictors of Diaphyseal Forearm Fracture Malrotation: A Cadaveric Analysis

Samuel Renfro; Alexander Dan-Fong Li; Kelly Hogan; Andrew Henebry; Mark Katsma, DO; Vanna Rocchi, DO
Naval Medical Center Portsmouth, Portsmouth, VA, U.S.

ePoster 180 ★

Operative versus Nonoperative Treatment of Displaced Proximal Humerus Fractures in Adolescents: Results of a Prospective Multicenter Study

Beltran Torres-Izquierdo; Abhishek Tippabhatla; Keith D. Baldwin, MD; V. Salil Upasani, MD; Julia Skye Sanders, MD; Rachel Goldstein, MD; Jaime Rice Denning, MD, MS; Claire Schaibley; Pooya Hosseinzadeh, MD
Washington University in St. Louis, St. Louis, MO, U.S.

ePoster 181

Opioid Prescription Patterns 30 Days After Pediatric Supracondylar Humerus Fracture Closed Reduction and Percutaneous Pinning

Jack Haglin, MD; David Deckey; Tony Gaidici; Daniel Gaines; Judson W. Karlen, MD; Jessica Davis Burns, MD, MPH
Phoenix Children's Hospital, Phoenix, AZ, U.S.

ePoster 182

Orthopedic Fixation of Skeletally Immature Ankle Fractures in Children and Adolescents Using Bio-Integrative Implants

*Evan McNall; Mark E. Solomon; Joslin Lashay Seidel; Hannah Schneiders; David Lin, MD; ORIF Ankle
The Pediatric Orthopedic Center, Cedar Knolls, NJ, U.S.*

ePoster 183

Pediatric Patients who Sustain Gunshot Wound Related Fractures are at Higher Risk of Developing Addiction and Psychiatric Disorders

*David Momtaz; Rishi Gonuguntla; Mehul Mittal; Beltran Torres-Izquierdo; Pooya Hosseinzadeh, MD
Washington University in St. Louis, St. Louis, MO, U.S.*

ePoster 184 ★

Pediatric Talar Neck Fractures Outcomes and Complications - a 20-Year Review

*Shrey Nihalani; Adele Bloodworth; Michael J. Conklin, MD; Philip Ashley, MD
University of Alabama at Birmingham, Birmingham, AL, U.S.*

ePoster 185

Please Don't X-ray My Healed Fracture! Utility of Repeat Radiographs During Treatment of Pediatric Diaphyseal Clavicle Fractures

*Robert William Gomez; David Jessen; Morgan Storino; Zachary John Lamb; Dustin A. Greenhill, MD
St. Luke's University Health Network, Bethlehem, PA, U.S.*

ePoster 186

Polymer-based Biodegradable Implants Can Be Used Safely Instead of K-wires and Screws in Pediatric Trauma - an Experience of 495 Children and 12 Years

*Marcell Benjamin Varga; Gergo Józsa; Tamás Kassai; Zsófia Krupa
Manninger Jenő Baleseti Központ, Budapest, Hungary*

ePoster 187

Radiographic Predictors of Displacement in Transitional Ankle Fractures: Can We Avoid a CT Scan on All Patients?

*Luke Sang; Alex H. Youn; Katherine E. Bach; Steven M. Garcia; Ishaan Swarup, MD
UCSF Benioff Children's Hospital, Oakland, CA, U.S.*

ePoster 188

Rolling Up the Sleeve: Patient Characteristics and Postoperative Outcomes of Surgically Treated Inferior Pole Patellar Sleeve Fractures

*Vineet Desai; Christopher John DeFrancesco, MD; Joseph Yellin, MD; Brendan Williams, MD
Children's Hospital of Philadelphia, Philadelphia, PA, U.S.*

ePoster 189

Withdrawn

ePoster 190

The Alarming Trends in the Epidemiology and Risk factors of Non-Accidental Fractures in Children

*Soroush Baghdadi, MD; David Momtaz; Beltran Torres-Izquierdo; Daniel Pereira; Mehul Mittal; Rishi Gonuguntla; Pooya Hosseinzadeh, MD
Washington University in St. Louis, St. Louis, MO, U.S.*

ePoster 191

The Effects of Atypical Fracture Morphology on the Need for Open Reduction in Pediatric Supracondylar Humerus Fractures

*Bartu Sarisozen, MD; Cenk Ermutlu; Yücel Bilgin; Saltuk Bugra Güler; Ishak Sayan
Bursa Uludağ University, Bursa, Turkey*

★ Nominated for Best ePoster

ePoster 192 ★

There is No Role for Isolated Closed Reduction in Displaced Proximal Humerus Fractures in Adolescents: Results of a Prospective Multicenter Study

Beltran Torres-Izquierdo; Abhishek Tippabhatla; Keith D. Baldwin, MD; V. Salil Upasani, MD; Julia Skye Sanders, MD; Rachel Goldstein, MD; Jaime Rice Denning, MD, MS; Claire Schaibley; Pooya Hosseinzadeh, MD
Washington University in St. Louis, St. Louis, MO, U.S.

ePoster 193

Trampoline-Related Fractures in 1063 Consecutive Children and Adolescents

Roope Parviainen; Topi Aaretti Laaksonen, MD; Jaakko Sinikumpu; Matti Mikael Ahonen
New Children's Hospital, HUS, Helsinki, Finland

ePoster 194

Underdiagnosis of Pediatric Lateral Ankle Avulsion Injuries: An Ultrasound Study

Jacob Jones; Cassidy Schultz; Bobby Van Pelt; Caroline Podvin; Jane Soyeun Chung; Shane Miller; Charles Wyatt, NP; Benjamin Johnson; Henry Bone Ellis, MD; Philip Wilson, MD
Scottish Rite for Children, Dallas, TX, U.S.

ePoster 195

Understanding the Impact of Family Member Presence during Pediatric Forearm Fracture Reductions in the Emergency Department

Elizabeth Wacker, MD; Paige Gloster; Wendy Ramalingam, MD
Cincinnati Children's Hospital Medical Center, Cincinnati, OH, U.S.

ePoster 196 ★

Utility of Follow-Up X-ray in Type 1 Supracondylar Humerus Fracture

Shrey Nihalani; Adele Bloodworth; Katie Frith; Philip Ashley, MD; Kevin Williams; Michael J. Conklin, MD
University of Alabama at Birmingham, Birmingham, AL, U.S.

ePoster 197

Who Should See My Child? Differences Between Pediatric and Non-Pediatric Orthopedic Specialists During Treatment of Pediatric Diaphyseal Clavicle Fractures

Robert William Gomez; Morgan Storino; David Jessen; Zachary John Lamb; Dustin A. Greenhill, MD
St. Luke's University Health Network, Bethlehem, PA, U.S.

AAP YIA WINNERS

ePoster 198

Are Elbow Ocds Different for Weightbearing and Throwing Athletes?

McKenna Noe

ePoster 199

The Pressure Is On: Dorsal versus Volar Univalves for Long Arm Casts

Remy Zimmerman

POGO: Delivering Orthopaedic Care after Disasters or in Austere Environments – Challenges and Needs

95 Minutes

Chairs: Elhanan Bar-On, MD, MPH; Corey Gill, MD; Ignacio Sanpera, Sr.; and Christopher Souder, MD

This year's Pediatric Orthopaedic Global Outreach Symposium focuses on the practice of orthopaedics in austere environments resulting from conflict, natural disaster, or lack of resources. A variety of experts will discuss their experiences in three regions around the globe: Ukraine, Haiti, and Sub-Saharan Africa. This will be followed by a panel discussion highlighting the perspectives of surgeons with experience working in under-resourced environments. The program will conclude with an introduction of POGO scholars and presentation of their research projects.

Introduction

Corey Gill, MD

Orthopaedics in Haiti: Challenges and Opportunities in a War Zone (POSNA Member Perspective)

Scott Nelson, MD

Orthopaedics in Haiti: Challenges and Opportunities in a War Zone (Local Perspective)

Archelus Isaac, MD

Treating and Training Pediatric Orthopaedics in Sub Saharan Africa - Challenges and Solutions (EPOS Member Perspective)

Elhanan Bar-On, MD, MPH

Treating and Training Pediatric Orthopaedics in Sub Saharan Africa - Challenges and Solutions (Local Perspective)

Mesfin Kassahun, MD

Pediatric War Injuries: A Review of Our Experience

Anatolii F. Levytskyi, MD

Panel Discussion

Corey Gill, MD; Archelus Isaac, MD; Elhanan Bar-On, MD, MPH; Mesfin Kassahun, MD; and Valentyn Rogozynskiy, MD

Introduction of POGO Scholars

Alvin Su, MD

Developing Screening Guidelines for DDH and CP Hip Displacement in India

Alaric Aroojis, MS (Ortho), D'Ortho, DNB (Ortho)

Cast Wedges in Pediatric Fractures

Andres Ferreyra, MD

Results of Hemiepiphysiodesis for Genu Valgum Using PET Screws

Taral Nagda, MD

Management Outcomes of Congenital Pseudarthrosis of the Tibia at a National Orthopaedic Hospital in Nigeria

Emeka Izuagba, MD

Does Prophylactic Pinning Affect the Proximal Femur Morphology in Slipped Capital Femoral Epiphysis?

Venkatadass Krishnamoorthy, MD

POPS: The Scoliosis Patient Experience

85 Minutes

Chairs: Katie Carpenter, APRN and Nicole Tweedy, APRN

This symposium hopes to educate attendees regarding the path of the adolescent idiopathic scoliosis patient as they navigate throughout the practice. We outline the popular topics that families come into clinic talking about, as well as how to approach discussion of the latest surgical treatments. Surgical efficiency and safety updates will then be highlighted, and lastly, we will discuss how providers and surgeons can work to develop their own pathways for enhanced recovery.

Introduction

Katie Carpenter, APRN

Clinic Appointment for Mild/Moderator AIS: Non-operative Treatment Options

K. Aaron Shaw, DO, FAAOS

Effective Communication Strategies for Discussion About Bracing and Surgery

Whitney Herge, PhD

Time for Surgery: What are My Options for AIS Discussion?

John T. Anderson, MD and Daniel Hoernschemeyer, MD

Heading to the OR: Surgical Efficiency and Safety Practices

Patrick Cahill, MD

Time to Recover: Developing an ERAS Pathway for your Facility

Nicole Tweedy, APRN

Importance of APRN in Spine Practice

Anne Stuedemann, APRN

Multi-Center Research from Both Sides of the Atlantic

90 Minutes

Chairs: Jennifer Laine, MD; A. Noelle Larson, MD; and Christian Wong, MD, PhD

Multicenter, collaborative research is essential to advance pediatric musculoskeletal health. This combined EPOS/POSNA virtual symposium features leaders of key multicenter studies and study groups from both sides of the Atlantic. These clinical research leaders will highlight updates from their current prospective work and discuss the challenges of running multicenter studies. They will inform approaches to study methodology and infrastructure, as well as look ahead to the potential of future international collaboration and research translation. Individual presentations will be followed by a roundtable with both the EPOS and POSNA Research Committees.

Introduction

Jennifer Laine, MD

Pediatric Orthopedic RCTs in the UK

Daniel Perry, FRCS (ORTH)

Lessons learned from Global Hip Dysplasia Study Group

Kishore Mulpuri, MBBS, MHSc, FRCSC

Update on Orthopaedic and Trauma Research

César García Fontecha, MD, PhD

Pediatric Spine Study Group

Tricia St. Hilaire, MPH

What's New in Research for Neuromuscular Patients

Elke Viehweger, Prof. MD, PhD

Pediatric Research in Sports Medicine

Mathew Milewski, MD

Roundtable and Q&A

Jennifer Laine, MD; A. Noelle Larson, MD; and Christian Wong, MD, PhD

Wrap-Up

Christian Wong, MD, PhD

Pediatric Trauma Over the “Borders” of the Atlantic

75 Minutes

Chairs: Abby Howenstein, MD; Nicolas Lutz, MD; Sara Van Nortwick, MD; and Melinda Witbreuk, MD, PhD

This symposium discusses the management of various pediatric trauma situations and fractures from both sides of the Atlantic. The focus is on the “tweener” group and injuries where decision making can be challenging.

Introduction

Sara Van Nortwick, MD

Teen Proximal Humerus Fracture Conservative: Are There Borders?

Jessica McQuerry, MD and Federico Canavese, MD

Teen Supracondylar Fracture: The Border Where to Pin

Abby Howenstein and Morten Jon Andersen, MD

Femoral Neck Fracture: When to Cross the Border (Growth Plate)

Kristen Nathe, MD and Marta Salom, MD, PhD

Tibia Shaft Fractures: When Is It Appropriate to Rigid Nail?

Karen Bovid, MD and Wouter Nijhuis, MD

Humerus Lateral Condyle Fractures: US/MRI/Arthrogram - Is It Different Over the Border?

John Vorhies, MD and Ignacio Sanpera, Sr.

Complex Hip Dislocations Without Borders

Patrick Bosch, MD and Cristina Alves, MD, MSc, FEBOT

Pelvic Fractures: What's the Border to Operate?

Sara Van Nortwick, MD and Salih Marangoz, MD, FEBOT

2023 RESEARCH GRANT WINNERS

ANGELA S.M. KUO MEMORIAL AWARD

Eric Fornari, MD — \$50,000

Psychological Assessment of Scoliosis Patients Undergoing Surgery (PASS)
Albert Einstein College of Medicine, Bronx, New York

ARTHUR H. HUENE MEMORIAL AWARD

Woody Sankar, MD — \$30,000

Contrast-Enhanced Ultrasound to Evaluate Femoral Head Perfusion in DDH
The Children's Hospital of Philadelphia, Philadelphia, PA

ST. GILES YOUNG INVESTIGATOR AWARD

Michael Patrick McClincy, MD — \$30,000

Evaluation of Capsular Impact on Hip Biomechanics Under Physiologic Loading
Gillette Children's-Minneapolis

POSNA RESEARCH GRANTS (3)

Allen Kadado, MD — \$30,000

Sensitivity, Specificity, and Accuracy of Dynamic Spinal Cord Mapping
The Research Institute at Nationwide Children's Hospital, Columbus, Ohio

Richard Schwend, MD — \$30,000

Why Do Patients with SCFE Have Increased Mortality and Morbidity?
The Children's Mercy Hospital, Kansas City, Missouri

Alexandre Arkader, MD — \$30,000

Genetic Profiling in Multiple Hereditary Exostosis
The Children's Hospital of Philadelphia, Philadelphia, Pennsylvania

POSNA RESEARCH START-UP GRANT

Daniel Gregory, MD — \$10,000

Wearable Sensors for Gait Surveillance in Children with Cerebral Palsy
Shriners Hospitals for Children, Boston, Massachusetts

POSNA REGISTRY GRANT (3-YEAR GRANT - YEAR 2 OF 3)

Anthony Philip Cooper, FRCS, MBChB — \$148,900 total (Year 1 \$49,600)

International Limb Differences Registry
University of British Columbia, Vancouver, BC, Canada

CLINICAL TRIAL PLANNING GRANT

Mohan Belthur, MD — \$30,000

Screw Vs. K-wire Fixation for Pediatric Lateral Condyle Fractures: a RCT
Phoenix Children's Hospital, Phoenix, Arizona

ROSHEN N. IRANI RESEARCH GRANT

Rachel Thompson, MD — \$20,000

The Role of Social Determinants in Return-to-Activity Following Fractures
The Regents of the University of California, Los Angeles, California

ROSHEN N. IRANI RESEARCH TRAINING GRANTS (2)

Madeleine Jackson, MD — \$10,000

Relationship of Perigenicular Ligaments and the Physeal Perichondral Ring
The Regents of the University of California, San Diego, California

Taylor R. Johnson, MD — \$10,000

SET Screws: A Novel Approach to Anterior Spinal Growth Modulation
The Board of Trustees of the Leland Stanford Junior University, Palo Alto, California

POSNA QSVI GRANTS (2)

Maryse Bouchard, MD, MSc, FRCSC — \$12,998.14

Improving Regional Anesthesia for Foot Surgery in Children with CMT
The Hospital for Sick Children, Toronto, Ontario, Canada

Jason B. Malone, DO — \$14,992

The Utilization of Ultrasound to Diagnose Pediatric Elbow Fractures
Nemours Children's Hospital, Orlando, Florida

2023 SPRING MICRO GRANT WINNERS

Joshua Abzug, MD — \$1,000 (Funded by CurveBeam AI)

Using a Music Glove as a Tool for Hand Rehabilitation

University of Maryland School of Medicine, Baltimore, Maryland

Maryse Bouchard, MD, MSc, FRCSC — \$1,000 (Funded by Miach Orthopaedics)

Exposure to Community Pediatric Orthopaedics in Canadian Residency Training

The Hospital for Sick Children, Toronto, Canada

Lindsay Crawford, MD — \$1,000 (Funded by PediTST)

Effect of Sleep in Adolescents on Bone Healing Evaluated by Range of Motion

The University of Texas Health Science Center at Houston, Houston, Texas

Ryan Katchky, MD — \$1,000 (Funded by PediTST)

Developing an Outpatient Surgical Pathway for Paediatric Orthopaedic Trauma

The University of Western Ontario, Ontario, Canada

Collin May, MD, MPH — \$998.40

Posttraumatic Stress after Limb Lengthening/Deformity Correction Surgery

Boston Children's Hospital, Boston, Massachusetts

Susan A. Novotny, PhD — \$1,000

Why Adults with Child-onset Conditions Decline Research Participation?

Gillette Children's Specialty Healthcare, St. Paul, Minnesota

Gabrielle Rauls, BS — \$925

PI: Sara van Nortwick (POSNA mbr)

Radiation Exposure of Pediatric Orthopedic Operating Room Staff

Medical University of South Carolina, Charleston, South Carolina

Apurva S. Shah, MD, MBA — \$1,000

Functional Outcomes of Upper Limb Differences Registry: CRUS

The Children's Hospital of Philadelphia, Philadelphia, Pennsylvania

Margaret Wright, MD — \$1,000

"How Do I Get Back on the Field?" ACL Reconstruction Educational Videos

Nicklaus Children's Hospital, Miami, Florida

2023 FALL MICRO GRANT WINNERS

Varun Arvind, MD, PhD — \$1,000

Understanding the Role of Tendon in Neuromuscular Contracture
Columbia University Medical Center, New York, New York

Matthew Dow, MD — \$1,000

Comparing Outcomes in Pediatric Flatfoot Reconstructions
Medical University of South Carolina, Charleston, South Carolina

Mininder Kocher, MD, MPH — \$1,000

Post-Operative Video Instructions for Paediatric Sports Medicine Patients
Boston Children's Hospital, Boston, Massachusetts

Luis Torres-Gonzalez, MS — \$1,000

Intrathecal Baclofen Pump on Outcomes of Spinal Fusion in Cerebral Palsy
Gillette Children's Specialty Healthcare, St. Paul, Minnesota

Arianna Trionfo, MD — \$1,000

Validation of a Low-Cost "Pool Noodle" Cast Removal Training Mode
Nemours Children's Hospital, Delaware, Wilmington, Delaware

Shiraz Younas, MD — \$1,000

Posterior Spinal Fusion Models in Adolescent Idiopathic Scoliosis Patients
McGovern Medical School at the University of Texas Health Sciences Center,
Houston, Texas

ALEXION PHARMACEUTICALS

At Alexion, AstraZeneca Rare Disease, we are committed to working with the patient community and health care stakeholders worldwide to address the challenges facing the rare disease community. The work we do is guided by people living with rare and devastating diseases. We are driven to continuously innovate and create meaningful value in all we do to help patients and families fully live their best lives.



AMES MEDICAL

AMES Medical is dedicated to the manufacturing and sale of porous titanium implants for orthopaedic foot and ankle surgery, the instruments associated with these products, and other biomedical devices. Our products are based on the OsteoSinter® porous titanium material, which is produced by Powder Metallurgy technology.



BIOCOMPOSITES

At Biocomposites, we are distinct in that our team of specialists is singularly focused on the development of innovative calcium compounds for surgical use. Our innovative products are at the forefront of calcium technology and range from bone grafts to matrices that can be used in the presence of infection. We are proud to be driving improved outcomes across a wide range of clinical applications, in musculoskeletal infection, trauma, spine and sports injuries, for surgeons and patients alike.



BIORETEC

Bioretec., with nearly 20 years of legacy with absorbable implants, will now present its flagship product, absorbable metal implant RemeOs™ made of unique absorbable RemeOs™ alloy. For better healing, better life.



BOJIN

Bojin, dedicated in orthopedic products, has independently developed and produced a series of products such as medical electric saw and drill, external fixator, portable X-ray fluoroscopy instrument and fracture treatment instrument.



BONALIVE BIOMATERIALS INC.

Bonalive is a smart biomaterials company, transforming healthcare at the intersection of biology and technology. With over 30 years of clinical history and 300+ peer-reviewed publications, Bonalive is re-imagining a smarter future for pediatric benign bone tumor surgery.

The logo for Bonalive, featuring the word "bonalive" in a bold, lowercase, black sans-serif font.

CHILDREN'S HOSPITAL OF ORANGE COUNTY

The Orthopaedic Institute at Children's Hospital of Orange County offers innovative programs and specialized expertise in treating conditions related to the spine, sports medicine, neuromuscular disease, musculoskeletal tumor, hand, foot, and hip. Our industry experts provide a full spectrum of care for disorders of the bones, joints, ligaments, tendons, and muscles. With a strong research focus in neuro-engineering, robotics, exercise physiology, and functional genomics, we are driven to forge discoveries in treatment and rehabilitation.



CHOC is among only 7% of hospitals awarded Magnet designation. CHOC's Orthopaedic Institute is a nationally ranked pediatric program, a truly world-class destination for children's health that strives to improve young lives with a full spectrum of care that upholds their ability to live and play. For more information, visit us at choc.org/orthopaedics.

CHILDREN'S NATIONAL HOSPITAL

Children's National Hospital, based in Washington, D.C., was established in 1870 to help every child grow up stronger. Today, it is the No. 5 children's hospital in the nation and ranked in all specialties evaluated by *U.S. News & World Report*. Children's National is transforming pediatric medicine for all children. The Children's National Research & Innovation Campus opened in 2021, a first-of-its-kind pediatric hub dedicated to developing new and better ways to care for kids. Children's National has been designated three times in a row as a Magnet® hospital, demonstrating the highest standards of nursing and patient care delivery.



Children's National is home to the Children's National Research Institute and Sheikh Zayed Institute for Pediatric Surgical Innovation. It is recognized for its expertise and innovation in pediatric care and as a strong voice for children through advocacy at the local, regional and national levels.

CLUBFOOT SOLUTIONS, INC.

The late Dr. Ignacio Ponseti revolutionized the treatment of clubfoot while at the University of Iowa in the 1940s. He developed a non-invasive technique that utilized gentle manipulation and serial casting of the feet to successfully correct clubfoot without major reconstructive surgery.

Today, the Ponseti Method is the international gold standard for clubfoot treatment with a 97% correction rate.

"For children, comfort and ease of use are major issues with clubfoot braces that complicate adherence to the accepted bracing protocol and, ultimately, prevention of relapse."

—Dr. Jose A. Morcuende, University of Iowa Ponseti Clubfoot Center, 2017

The Iowa Brace was developed at the University of Iowa in 2013 as an extension of Dr. Ponseti's egalitarian efforts to ensure that children across the world would have access to high quality clubfoot bracing, regardless of their economic or social circumstances. The combination of innovation and humanitarian considerations allow the Iowa Brace to be affordable for all children born with clubfoot. Dr. Ponseti's legacy lives on through Ponseti International Association and Clubfoot Solutions. The two organizations are working together to help free the world of untreated clubfoot deformity. Clubfoot Solutions, Inc., is a 501(c)(3) non-profit Iowa-based organization.



CURE INTERNATIONAL

CURE International is a global nonprofit network of children's hospitals providing surgical care in a compassionate, gospel-centered environment.



DEPUY SYNTHES

DePuy Synthes, part of the Johnson & Johnson Medical Devices Companies, provides one of the most comprehensive orthopaedics portfolios in the world.

DePuy Synthes solutions, in specialties including joint reconstruction, trauma, craniomaxillofacial, spinal surgery and sports medicine, are designed to advance patient care while delivering clinical and economic value to health care systems worldwide. For more information, visit www.depuysynthes.com.



ELSEVIER

Elsevier is a world-leading provider of information solutions that enhance the performance of science, health, and technology professionals, empowering them to make better decisions, and deliver better care.



EXHIBITOR LISTING

ESSITY/AQUACAST LINER

Essity is a leading global hygiene and health company that develops, produces and sells Personal Care and Professional Hygiene products and solutions. Our vision is: Dedicated to improving well-being through leading hygiene and health solutions. Hygiene and health are the essence of well-being. Better hygiene and health are necessities for better lives, and our products and solutions play an essential role in improving well-being. That is why we are called Essity.



GLOBUS MEDICAL

Globus Medical, Inc. is a leading musculoskeletal technology company based in Audubon, PA. The company was founded in 2003 by an experienced group of engineers and business leaders who believed that significantly better patient outcomes in spine surgery were possible. Today, Globus Medical is committed to creating products that enable surgeons to promote healing in patients with musculoskeletal disorders. At Globus Medical, listening to customers and responding with action is paramount, and the company is relentlessly focused on solving unmet customer and patient needs with world class engineering and technology.



HOSPITAL FOR SPECIAL SURGERY (HSS)

The Lerner Children's Pavilion Pediatric Orthopaedic Service at Hospital for Special Surgery (HSS) provides comprehensive diagnostic, medical, surgical and rehabilitative care to help children with musculoskeletal disorders improve their quality of life and achieve the highest level of function. Experts in managing complex cases, we routinely perform spinal deformity surgery and revision spinal surgery, limb reconstruction and limb lengthening, ACL reconstruction, fracture care, growth plate injuries, periacetabular osteotomies (PAOs) for severe hip dysplasia, and both operative/non-operative management of children with cerebral palsy. Our team is committed to clinical and surgical excellence, academic productivity and care for the underserved. The Lerner Children's Pavilion Pediatric Orthopedic Service was ranked Best Children's Hospital for Orthopaedics in New York, New Jersey, and Connecticut for 2023-24.



I'M A HIPPY

I'm A HIPpy is a Vancouver born and led grassroots organization that advocates for children's hip health around the globe. By supporting research, innovation, and education initiatives, we aim to raise awareness for, and improve the care and outcomes for children with Hip Dysplasia and other hip disorders. Our heartbeat is the dedicated work of The HIPpy Lab, led by Dr. Kishore Mulpuri and his exceptional team at BC Children's Hospital and the University of British Columbia. But it doesn't stop there. We are committed to supporting global initiatives as long as they champion children's hip health, and impact the lives of children and their families wherever they are in the world, and regardless of their socioeconomic means. I'm A HIPpy is driven by our focused mission to improve hip health, mobility, and quality of life in children with Hip Dysplasia and other hip disorders, globally.



IMPACCT

The Infrastructure for Musculoskeletal Pediatric Acute Care Trials (IMPACCT) is a research consortium of researchers from hospitals across the United States and Canada with collaborators in the United Kingdom that aims to improve the quality of research in pediatric orthopaedic surgery by conducting randomized clinical trials. Stop by to find out more about IMPACCT's current trials – COMET (Cast or Operation for Medial Epicondyle fracture Treatment in children) and DRIFT (Distal Radius Interventions for Fracture Treatment). Learn about planned future trials and our next conference.



IMPLANET AMERICA, INC.

Implanet provides novel solutions to complex spinal pathologies: the JAZZ™ Band polyester band fixation system and now Olea™, the latest innovation in Ultrasonic Bone Scalpel technology.



INION

Inion is a medical device company based in Finland that designs and manufactures innovative and safe bioabsorbable and bioactive surgical implants. Our orthopaedic product line includes bioabsorbable fixation products for small bone trauma in lower and upper extremities. We have a wide product portfolio of bioabsorbable screws, pins and plates. Approximately one million of our implants have been used in over 300,000 surgical operations.



KIDDFOOT CLUBFOOT SOLUTIONS

KiddFoot is proud to support the Ponseti method and to have developed, alongside C-Pro Direct, the broadest range of clubfoot braces and accessories available anywhere in the world. KiddFoot believes passionately that every child affected by Clubfoot deserves the best possible treatment and bracing options.



KIDS ENABLING TECHNOLOGIES – PART OF THE ORTHOPEDIATRICS FAMILY OF COMPANIES

Founded in 2006, OrthoPediatrics is an orthopedic company focused exclusively on advancing the field of pediatric orthopedics. As such, it has developed the most comprehensive product offering to the pediatric orthopedic market to improve the lives of children with orthopedic conditions. OrthoPediatrics currently markets 70 products that serve three of the largest categories within the pediatric orthopedic market. This product offering spans trauma and deformity, scoliosis, and sports medicine/other procedures. OrthoPediatrics' global sales organization is focused exclusively on pediatric orthopedics and distributes its products in the United States and over 70 countries outside the United States. For more information, please visit www.orthopediatrics.com.



EXHIBITOR LISTING

MEDICALEX

Medicalex, created in 1967, are French and in family companies. We are specialized in the design, the manufacture and the trade of orthopaedic implants but also of various surgical materials.

We can study any request concerning specific products, our manufacturing unit allow us to manufacture custom made devices and new products.



MEDTRONIC

Bold thinking. Bolder actions. We are Medtronic. We lead global healthcare technology and boldly attack the most challenging health problems facing humanity by searching out and finding solutions. Our Mission — to alleviate pain, restore health, and extend life — unites a global team of 95,000+ passionate people. Powered by our diverse knowledge, insatiable curiosity, and desire to help all those who need it, we deliver innovative technologies that transform the lives of two people every second, every hour, every day. Expect more from us as we empower insight-driven care, experiences that put people first, and better outcomes for our world. In everything we do, we are engineering the extraordinary. Learn more at www.medtronic.com.



Medtronic

MERETE TECHNOLOGIES, INC.

Merete demonstrates a passion for solutions. Our stated aim is to discover and react to market demands at any time. As a manufacturer, the health and the mobility of the patient is top priority. Our latest innovation for simpler and faster guided growth and growth arrest is PediatrOS FlexTack™ and RigidTack™. These novel staples work on the same tension-band principle of a plate to correct leg length discrepancies and angular deformities. Furthermore, Merete's PediatrOS staples offer a safer and more effective alternative for your patients. www.MereteUSA.com.



MHE RESEARCH FOUNDATION

The MHE Research Foundation is a nonprofit 501(c) (3) organization dedicated to the support of Researchers, Physicians & Families dealing with Multiple Hereditary Exostoses Syndrome (MHE) Multiple Osteochondroma Syndrome (MO), a rare genetic bone disease. The MHE Research Foundation Five-point mission is to REACH, advance and support the following.

RESEARCH: to assist and support researchers in order to one day discover a treatment / cure for MHE. Our foundation works hand in hand with researchers and physicians from around the world in this mission.

EDUCATION: to provide vital clinical informational guides & accompanying video benefiting both families and physicians.

ADVOCACY: bring awareness about this disease throughout the world.

CLINICAL: to provide resources directly to families enabling them to locate the medical care they require.

HOPE: the research being conducted on MHE/MO/HME & the informational resources will bring a better quality of life to the families affected by this disease around the world.



MIACH ORTHOPAEDICS

Miach Orthopaedics is leading a shift in the treatment of anterior cruciate ligament tears from reconstruction to restoration. The company's Bridge-Enhanced ACL Restoration (BEAR) Implant is the first medical technology to demonstrate with Level 1 clinical evidence that it enables the body to heal its own torn ACL. The BEAR Implant is indicated for a broad range of tear types and is implanted with an easy, bone-sparing technique.



MIRACLEFEET

More than 2 million children under the age of 15 are living with the physical and social consequences of clubfoot. In low- and middle-income countries, children living with untreated clubfoot face incredible hurdles their whole lives. Along with stigma and discrimination, they are also among the least likely to enjoy the benefits of education and healthcare. Even worse, they are prone to higher risks of neglect, poverty, and physical and sexual abuse.

MiracleFeet is a 501(c)3 nonprofit organization on a mission to create universal access to treatment for clubfoot worldwide. We partner with local health workers and organizations to bring the low-cost solution to children who need it today and for generations. Treatment for one child costs only \$500 on average. Since 2010, MiracleFeet has provided Ponseti treatment to 91,620 children born with clubfoot across 401 clinics and 36 countries.



nVIEW MEDICAL

nView medical is an imaging and navigation company focused on what's best for patients. The nView s1 + true-map navigation™ is a pediatric system specifically designed to provide the fastest 3D imaging at the lowest dose. Did you know that you can get 3D images from just an AP C-arm position? Yes, no-spin and no CT needed! Do you need an all-in-one imaging and navigation platform that is easy to use? Do you need to make accurate intraoperative measurements on orthopedic surgery? The nView s1 + true-map is FDA cleared, has been used in more than 300 surgeries, and is commercially available. Come check us out!



OHK MEDICAL DEVICES, INC.

OHK Medical Devices, Inc. produces innovative devices for limb surgery. See **HemaClear**® - the ALL-IN-ONE sterile, exsanguination tourniquet that significantly improves patient safety over wide tourniquets, saves time and clutter in the operating theater. No post-operative pain, skin, or nerve injury. No pneumatic pump, hoses, or electrical requirements. Always a dry sterile surgical field.

New - **PrepSleeve**® is a preoperative skin preparation sleeve that provides superior scrubbing and disinfectant coverage to the limb, saves prep & OR time. Can be applied by one person in pre-OP or the patient's room.



ORTHOFIX

Orthofix is a leading global orthopedics and spine company with a comprehensive portfolio of specialized orthopedic solutions, biologics, innovative spinal hardware, bone growth therapies, and a leading surgical navigation system. Its products are distributed in approximately 68 countries worldwide. The company's pediatric portfolio specifically addresses the most challenging pediatric orthopedic conditions worldwide including bone deformity, trauma, and limb lengthening procedures. The company is headquartered in Lewisville, TX, and has primary offices in Carlsbad, CA, with a focus on spine and biologics product innovation and surgeon education, and Verona, Italy, with an emphasis on product innovation, production, and medical education for orthopedics. The combined company's global R&D, commercial and manufacturing footprint also includes facilities and offices in Irvine, CA; Toronto, Canada; Sunnyvale, CA; Wayne, PA; Olive Branch, MS; Maidenhead, UK; Munich, Germany; Paris, France; and São Paulo, Brazil. To learn more, visit Orthofix.com.



ORTHOPEDIATRICS CORP.

Founded in 2006, OrthoPediatrics is an orthopedic company focused exclusively on advancing the field of pediatric orthopedics. As such, it has developed the most comprehensive product offering to the pediatric orthopedic market to improve the lives of children with orthopedic conditions. OrthoPediatrics currently markets 70 products that serve three of the largest categories within the pediatric orthopedic market. This product offering spans trauma and deformity, scoliosis, and sports medicine/other procedures. OrthoPediatrics' global sales organization is focused exclusively on pediatric orthopedics and distributes its products in the United States and over 70 countries outside the United States. For more information, please visit www.orthopediatrics.com.



PACIRA BIOSCIENCES, INC.

Pacira BioSciences, Inc. (Nasdaq: PCRX) is committed to providing non-opioid options to as many patients as possible to redefine the role of opioids as rescue therapy only. Pacira has three commercial-stage non-opioid options for treating pain: EXPAREL® (bupivacaine liposome injectable suspension), a long-acting, local analgesic approved for postsurgical pain management; ZILRETTA® (triamcinolone acetone extended-release injectable suspension), an extended-release, intra-articular, injection indicated for the management of osteoarthritis knee pain; and iovera®[®], a novel, handheld device for delivering immediate, long-acting, drug-free pain control using precise, controlled doses of cold temperature to a targeted nerve. To learn more about Pacira, visit www.pacira.com.



PEDITST

PediTST® is a brand under TST Orthopedics® that specialized in pediatric orthopedic solutions. PediTST assists in the treatment of children with US-patented solutions for trauma & reconstruction and deformity correction. Since 2010, PediTST has pioneered the development of state-of-the-art pediatric solutions. TST and PediTST support academic and educational activities under TST Academy®.



RADY CHILDREN'S HOSPITAL

Rady Children's Hospital-San Diego is a nonprofit, 511-bed pediatric-care facility dedicated to excellence in care, research and teaching. We are the only hospital in the San Diego, California area dedicated exclusively to pediatric health care and the regions only designated pediatric trauma center. In affiliation with the University of California, San Diego School of Medicine, we are the region's teaching hospital for the next generation of pediatric physicians.

Rady Children's was named by *U.S. News & World Report* to its 2023-2024 Best Children's Hospitals Honor Roll, a distinction awarded to only 10 children's hospitals nationwide. Their Orthopedics & Scoliosis Center is also ranked among the top 10 in the nation by *U.S. News & World Report*. Dedicated to providing the highest quality of comprehensive and personalized care. We are honored to partner with young patients and their families in San Diego and beyond.



RUBIN INSTITUTE FOR ADVANCED ORTHOPEDICS

The 34th Annual Baltimore Limb Deformity Course will take place August 21-25, 2024. This course is intended for orthopedic surgeons, podiatrists, and allied health professionals who treat lower extremity deformities. No prior experience required. The course features lectures, deformity planning sessions, innovative apps, case presentations from experts, and an internationally renowned faculty. The course will introduce basic and advanced limb reconstruction concepts including limb alignment, limb lengthening, corrective osteotomies, and internal and external fixation. The 2023 course was attended by clinicians from 37 countries and 30 U.S. states.



SCOTTISH RITE FOR CHILDREN

Scottish Rite for Children is a world-renowned leader in the treatment of pediatric orthopedics, such as scoliosis, clubfoot, hand differences, hip disorders, limb lengthening and reconstruction, sports injuries and fractures, and related arthritic, neurological and learning disorders. Through groundbreaking research and leading-edge education, our experts advance pediatric orthopedic care, serving as the model to emulate for practitioners around the world. *U.S. News & World Report* ranks Scottish Rite for Children No. 4 in the nation for pediatric orthopedic care in collaboration with Children's Medical Center Dallas and UT Southwestern Medical Center. A seven-time recipient of the NRC Health Excellence in Patient Experience Award, Scottish Rite for Children has been giving children back their childhood for more than a century.



SHRINERS CHILDREN'S™

Shriners Children's is a leader in providing care for orthopedic conditions, burn injuries, spinal cord injuries and other spine disorders, rehabilitation, sports injuries and craniofacial conditions. We also offer specialized services, including orthotics and prosthetics and motion analysis. We strive to provide the care and support our patients need to reach their goals and discover their full potential. All care and services are provided regardless of the families' ability to pay or insurance status.



SIEMENS-HEALTHINEERS

Multitom Rax - Advancing pediatric imaging through innovation Pediatric healthcare demands specialized expertise and a compassionate approach. That's why Multitom Rax, our Robotic Advanced X-ray system designed for pediatric patients, ensures safe and efficient examinations, customized to meet the unique needs of your diagnostic department. Our commitment to children's well-being is unwavering, and we're here to revolutionize the way pediatric care is delivered.



STRYKER

Stryker is a global leader in medical technologies and, together with its customers, is driven to make healthcare better. The company offers innovative products and services in MedSurg, Neurotechnology, Orthopaedics and Spine that help improve patient and healthcare outcomes. Alongside its customers around the world, Stryker impacts more than 130 million patients annually. More information is available at www.stryker.com.



TEXAS CHILDREN'S HOSPITAL

Texas Children's Hospital Orthopedics cares for children across Houston, Texas and beyond with more than 30 Pediatric Orthopedic Surgeons and Advanced Practice Providers. We have a dominant presence in the southeastern United States and a well-established international patient program. Our practice is continuing to expand with recruitment, program development and many other projects reengineering orthopedics at Texas Children's Hospital.



UNFO MED LTD.

UNFO Med Ltd. stands at the forefront of pediatric orthopedic innovation, dedicated to transforming early childhood healthcare. Our mission is to revolutionize treatment methodologies, focusing on innovative solutions for prevalent orthopedic conditions in infants and children, such as **Metatarsus Adductus**. The Universal Neonatal Foot Orthotics (UNFO) system, a groundbreaking short foot orthotic device worn below the ankle, was developed in collaboration with esteemed medical experts, including renowned pediatric orthopedic specialist, Dr. Izak Daizade. UNFO introduces an innovative approach to corrective foot care for newborns, eliminating the need for casting and surgical intervention. Join us in reshaping the landscape of pediatric healthcare.



WOLTERS KLUWER

Wolters Kluwer provides trusted clinical technology and evidence-based solutions that engage clinicians, patients, researchers, and the next generation of healthcare providers. With a focus on clinical effectiveness, research and learning, safety and surveillance, and interoperability and data intelligence, our proven solutions drive effective decision-making and consistent outcomes across the continuum of care.



HIGHRIDGE MEDICAL

Highridge Medical is dedicated to restoring daily life for patients through comprehensive spinal solutions with a focus on education, training, and clinical support for surgeons. Along with cervical disc replacement, vertebral body tethering, comprehensive spinal fixation, and fusion implants, Highridge offers minimally invasive procedural solutions and a complete suite of biologic solutions.



LANGUAGE

English is the official language of the 2024 Combined EPOSNA Meeting.

NO SMOKING POLICY

Smoking is not permitted during any meeting or event.

EVENT CANCELLATION

Due to circumstances beyond our control, the European Paediatric Orthopaedic Society and Pediatric Orthopaedic Society of North America may elect to cancel EPOSNA. These circumstances may include, but are not limited to, disaster, severe weather, civil commotion, pandemics, or government laws or regulations. In the event of such cancellation, all EPOSNA registrants will be notified by email at the address noted in the POSNA database, and registration fees will be refunded in full. Other costs incurred by the registrant, such as airline or hotel penalties, are the responsibility of the registrant.

INSURANCE/LIABILITIES

EPOS and POSNA will not be held liable for personal injuries or for loss or damage to property incurred by participants or guests at EPOSNA, including those participating in social events. Participants and guests are encouraged to take out insurance to cover losses incurred in the event of cancellation, medical expenses, or damage to or loss of personal effects when traveling outside their own country. EPOS and POSNA cannot be held liable for any hindrance or disruption of EPOSNA arising from natural, political, social, or economic events, or other unforeseen incidents beyond its control. Registration of a participant implies acceptance of this condition.

DISCLAIMER

The material presented at EPOSNA has been made available by the European Paediatric Orthopaedic Society and Pediatric Orthopaedic Society of North America for educational purposes only. The material is not intended to represent the only, nor necessarily best, method or procedure appropriate for the medical situations discussed but rather is intended to present an approach, view, statement, or opinion of the faculty which may be helpful to others who face similar situations. EPOS and POSNA

disclaim all liability for injury or other damages resulting to any individual attending the Annual Meeting and for all claims which may arise out of the use of the techniques demonstrated therein by such individuals, whether these claims shall be asserted by the physician or any other person.

PHOTO AND VIDEO RELEASE

You grant permission to POSNA AND EPOS and its contractors or agents to (i) record your image, likeness, and/or voice on a photographic, video, audio, digital, electronic, or any other medium, (ii) use, reproduce, modify, exhibit and/or distribute any such recording, in whole or in part, in any manner or medium now known or hereafter developed (including without limitation, print publications, DVDs and internet) for any purpose that POSNA AND EPOS may deem appropriate, including without limitation promotional or advertising efforts; and (iii) use your name and biographical material in connection with any such recordings or uses. You understand and agree that your image may be edited, copied, exhibited, published or distributed and waive the right to inspect or approve the finished product wherein your likeness appears. You understand that POSNA AND EPOS will be the owner of all such recordings and uses. Additionally, you waive any right to royalties or compensation arising from or related to the use of your image or recording. There is no time limit on the validity of this release nor is there any geographic limitation on where these materials may be distributed.

NO CAMERAS OR VIDEO CAMERAS

No cameras or video recorders are allowed in any of the sessions or meeting rooms.

REPRODUCTION POLICY

EPOS and POSNA reserve any and all rights to materials presented at EPOSNA, including ePosters and any online content. Reproductions of any kind, by any person or entity without prior written permission from EPOS and POSNA, are strictly prohibited. Prohibited reproductions include, but are not limited to, audiotapes, videotape, and/or still photography. Persons violating this policy may have their badge confiscated and be escorted from the meeting. No unapproved surveys, handouts, or literature may be distributed at the meeting.

EXPLORE NATIONAL HARBOR

NATIONAL HARBOR




ATTRACTIONS

- 1 Plaza
- 2 The Awakening
- 3 Water Taxis
- 4 The Capital Wheel
- 5 The Plateau
- 6 Carousel/Carousel Lot
- 7 Sunset Pointe
- 8 Southpointe
- 9 Capital Canopy

LEGEND

- Ⓢ Public Safety Office
- Ⓟ Public Parking
- Ⓜ ATM
- ♿ Public Restrooms
- Ⓜ Metrobus Stop
- ♿ Wheel Chair Access



Take in all our waterfront destination has to offer with our Show Your Badge Pass.

Enjoy discounts and promotions from our local boutiques, top-rated restaurants and renowned attractions via mobile pass offers sent directly to your phone - no apps to download. Redeem your deals by simply presenting the digital coupon at point of purchase.

Sign up for your free pass today!
www.nationalharbor.com/nhshowyourbadge



EXPLORE NATIONAL HARBOR

CLOTHING, SHOES, ACCESSORIES

- J-180 Alex and Ani
- J-178 Brackish Waters
- L-142 Carhartt
- L-160 Cariloha Bamboo
- J-172 Comfort One Shoes
- K-171 Community Love
- L-160 DeI Sol Color Change
- J-164 Faith2Felicity
- L-153 House of JonLei Atelier
- L-138 Miguel Wilson Collection
- A-189 ZAAF

FAST CASUAL DINING

- K-161 BurgerFi
- B-158 Chipotle Mexican Grill
- B-156 Mason's Famous Lobster Rolls
- N Cove McDonald's
- D-144 Mezeh Mediterranean Grill
- K-191 Nando's Peri-Peri
- L-150 PrimoHoagies
- D-146 Potbelly Sandwich Works
- N Cove Subway (at Sunoco)

SPECIALTY FOOD & BEVERAGE

- B-138 Ben & Jerry's
- 4 Flight Deck
- A-185 Furlough Cheesecake
- A-181 Georgetown Olive Oil Co
- D-150 It'Sugar
- D-141 Panda Tea House
- L-120 Pepper Palace
- L-180 Potomac Gourmet Market
- L-140 Savannah's Candy Kitchen
- A-167 Starbucks

DINING & ENTERTAINMENT

- P-172 Bobby McKey's
- Dueling Piano Bar
- D-149 Bond 45
- P-164 Brass Tap
- K-177 Brother Jimmy's BBQ
- P-186 Cadillac Ranch
- K-141 Capital Wheel Business Center
- R-230 Escapology **COMING SOON**
- B-152 Fiorella Italian Kitchen
- E-141 Fogo de Chão **COMING SOON**
- J-188 Grace's Mandarin
- K-177 Irish Whisper Pub
- E-145 McCormick & Schmick's
- M-122 Muse Paintbar
- J-199 Public House
- C-155 Redstone American Grill
- B-153 Rosa Mexicano
- J-186 SUCCOTASH
- E-137 Sunset Room
- R-200 Tom's Watch Bar **COMING SOON**
- K-152 Walrus Oyster & Ale House

PERSONAL CARE & SERVICES

- L-120 Bella Cosmetic Surgery
- D-145 BrookieGirl
- Q-162 CVS Pharmacy
- L-141 Divine Nail Spa
- K-181 Girlkin Lashes
- K-161 Harbor Cleaners
- Q-221 Precision Orthopedic
- L-125 Harborside Surgery Center
- B-168 Marina Office
- S-201 Medical Pavilion
- M-128 Roll by Goodyear
- N Cove Sunoco
- L-145 The UPS Store

GIFTS & HOME GOODS

- A-177 AMERICA!
- A-173 Build-A-Bear Workshop
- K-131 Corinto Gallery
- K-121 MahoganyBooks
- K-162 PGAHC Arts'tination
- L-170 Sticky Situation **COMING SOON**

RESIDENTIAL

- R-250 The Esplanade
- S2 The Flats Sales Office
- K-157 Fleet Street
- W-145 The Haven
- L-155 One National Harbor
- Potomac Overlook
- D Waterfront Street Condos

HOTELS

- K-156 AC Hotel by Marriott
 - AC Lounge
- G Gaylord National Resort & Convention Center
 - Belvedere Lobby Bar
 - Old Hickory Steakhouse
 - Relache Spa
- O-250 Hampton Inn & Suites
- F-123 Hyatt Place
- NH MGM National Harbor
 - Diablo's Cantina
 - Ginger
 - National Market
 - Tap Sports Bar
 - Voltaggio Brothers Steak House
- H-192 Residence Inn
- A-171 The Westin
 - Sauciety
- Q-250 Club Wyndham National Harbor

THANK YOU TO ALL OUR 2023 DONORS

(January 1, 2023 through December 31, 2023)

PRESIDENTS (\$50,000-\$99,999)

Jay Shapiro, MD

CONTRIBUTING (\$10,000-\$24,999)

John (Jack) M. Flynn, MD

GOLD (\$5,000-\$9,999)

Ken N. Kuo, MD
Scott J. Luhmann, MD
Jeffrey E. Martus, MD
Gregory A. Mencio, MD
Todd A. Milbrandt, MD

Peter O. Newton, MD
Jeffrey R. Sawyer, MD
Daniel J. Sucato, MD, MS
Michael G. Vitale, MD, MPH
Peter M. Waters, MD

SILVER (\$1,000-\$4,999)

Stephen A. Albanese, MD
Donald S. Bae, MD
John G. Birch, MD
Matthew J. Bueche, MD
Patrick John Cahill, MD
Robert B. Carrigan, MD
Robert Hyun Cho, MD
Eric W. Edmonds, MD
Nicholas D. Fletcher, MD
Theodore J. Ganley, MD
George D. Gantsoudes, MD
Gaia Georgopoulos, MD
Geoffrey F. Haft, MD
Matthew Halsey, MD
Michael T. Healy, MD
Jacob S. Heydemann, MD
(In memory of Raymond Morrissy, MD)
Justin Hire, MD
Christine Ho, MD
Daniel G. Hoernschemeyer, MD
Stephanie M. Holmes, MD
David B. Horn, MD
Derek M. Kelly, MD, FAAOS, FAOA
Harry K.W. Kim, MD
Jennifer C. Laine, MD
A. Noelle Larson, MD
(In recognition of Gail Husen Memorial Fund)
James T. Lehner, MD

Scott J. Luhmann, MD
Thomas G. McPartland, MD
Vincent S. Mosca, MD
Wendell M.S. Moses, MD
Jeffrey B. Neustadt, MD
Kristan A. Pierz, MD
Selina Poon, MD
Karl E. Rathjen, MD
B. Stephens Richards III, MD
Coleen S. Sabatini, MD, MPH
Julie Samora, MD, PhD
Wudbhav N. Sankar, MD
Jeanette Scheppan
Perry L. Schoenecker, MD
Tim Schrader, MD
Richard M. Schwend, MD
Suken A. Shah, MD
Kevin G. Shea, MD
Samantha Anne Spencer, MD
Paul D. Sponseller, MD
Peter F. Sturm, MD
Vishwas R. Talwalkar, MD
Vernon T. Tolo, MD
Harold J.P. van Bosse, MD
Carl R. Weinert Jr., MD
Dennis R. Wenger, MD
Klane K. White, MD
Ira Zaltz, MD

BRONZE (\$100-\$999)

John T. Anderson, MD
 John W. Anderson, MD
 Jennifer Marie Bauer, MD, MS
 Claire Beimesch, MD
 Mohan V. Belthur, MD
 Ezra Berkowitz, MD
 Robert J. Bielski, MD
 Laurel C. Blakemore, MD
 M. Rashad Booker, MD
 Maryse Bouchard, MD, MSc, FRCSC
 J. Andrew Bowe, MD
 Jaysson T. Brooks, MD
 Wesley V. Carrion, MD
 Virginia F. Casey, MD
 R. Carter Clement, MD, MBA
 Kaitlyn Cowan
 Allison E. Crepeau, MD
 Jared William Daniel, MD
 Matthew D. Ellington, MD
 Henry Bone Ellis Jr., MD
 Howard R. Epps, MD
 Chi-Kuang Feng, MD
 Robert D. Fitch, MD
 Eric Fornari, MD
 Corinna C. Franklin, MD
 Corey Gill, MD
 Panagiotis Glavas, MD
 Michael J. Goldberg, MD
 Vicente Gomez, MD, FPOA
 David W. Gray, MD
 Daniel W. Green, MD
 Emmanouil (Manos) Grigoriou, MD
 Thomas J. Grogan, MD
 Lawrence L. Haber, MD
 Adam Handwerker, MD
 William L. Hennrikus, MD
 Robert N. Hensinger, MD
 Martin J. Herman, MD
 Grant Douglas Hogue, MD
 Kevin Horowitz, MD
 Gregory M. Hrasky, MD
 Elizabeth W. Hubbard, MD
 Stephanie Ihnow, MD
 Dale E. Jarka, MD
 James G. Jarvis, MD
 Allen Kadado, MD

Makoto Kamegaya, MD
 Brian Edward Kaufman, MD
 Kosmas J. Kayes, MD
 Shannon McClure Kelly, MD
 Katherine Margaret Krenek
 Robert K. Lark, MD
 Patricia Larouche, MD, FRCSC
 Jonathan Lau, MD
 Mangesh Lele
 Holly Leshikar, MD, MPH
 Laura Lewallen, MD
 Ying Li, MD
 Raymond W. Liu, MD
 Stephanie Logterman, MD
 Craig R. Louer Jr., MD
 Sharon Mayberry, MD
 James J. McCarthy, MD
 Patricia C. McKeever, MD
 Molly Meadows, MD
 Michael J. Mendelow, MD
 Melissa Meyer, DO
 Barbara Minkowitz, MD
 Stuart L. Mitchell
 Martin J. Morrison III, MD
 Ryan D. Muchow, MD
 Kishore Mulpuri, MBBS, MHSc, FRCSC
 Robert Francis Murphy, MD
 Philip D. Nowicki, MD
 Matthew E. Oetgen, MD, MBA
 Donna M. Pacicca, MD
 (In memory of Michael Ehrlich, MD)
 Franklin E. Paulino, MD
 William A. Phillips, MD
 Frederick C. Piehl, MD
 Andrew E. Price, MD
 Vincent Prusick, MD
 Jose M. Ramirez, MD
 Samuel R. Rosenfeld, MD
 Scott B. Rosenfeld, MD
 Christen Marie Russo, MD
 James R. Sackett, MD
 Mary Catherine Sargent, MD
 Brian P. Scannell, MD
 John A. Schlechter, DO
 Paulo R.P. Selber, MD
 Zabrina Shabin, MD

BRONZE (\$100-\$999) continued

Brian A. Shaw, MD
Benjamin West Sheffer, MD
M. Wade Shrader, MD
David L. Skaggs, MD
Brian G. Smith, MD
John T. Smith
Brian D. Snyder, MD
David D. Spence, MD
(In honor of James H. Beaty, MD and
James R. Kasser, MD)
Allison Brooke Spitzer, MD
Shawn C. Standard, MD
Anthony A. Stans, MD
Hunter Starring, MD
Teri Stech
Kali Tileston, MD

Bryan Tompkins, MD
Stephen J. Tredwell, MD
Dominick A. Tuason, MD
Nicholas Waanders, MD
Matthew R. Wagner, MD
William C. Warner Jr., MD
David S. Weisman, MD
(In memory of Kaye E. Wilkins, MD)
Michelle Welborn, MD
Lawrence Wells
Clifton Willimon, MD
Marcella Woiczik, MD
Suzanne M. Yandow, MD
Walid Yassir, MD
Lewis E. Zionts, MD

DONOR (UNDER \$100)

Evelyn Ramos Alagao
Luiz Carlos Almeida Da Silva
Ali Asma
David Bade, MD
Soroush Baghdadi, MD
Avi Baitner, MD
Ravinder Kaur Brar, MD, MPH
T. Desmond Brown, MD
Katherine Bess Cavagnaro, PA-C
Joseph P. Dutkowsky, MD
Teresa Mosqueda Ferguson, MD
Bryce T. Gillespie, MD
John J. Grayhack, MD
Michael J. Heffernan, MD
Aaradhana Jivendra Jha, MD

Darla Larson-Spurgeon
Ian Laxdal, MD
Lise Annique Leveille, MD, FRCSC
Baron S. Lonner, MD
Xuemin Lyu, MD, PhD
Karen McClellan
Michael B. Millis, MD
Jeanne Mulay
Jose Munoz-Espeleta, MD
Eduardo Novais, MD
Jeffrey E. Otte, MD
Nirav Kiritkumar Pandya, MD
Neeraj Patel, MD, MPH
Anthony A. Scaduto, MD
Julieanne P. Sees, DO

THE ALFRED R. SHANDS JR. CIRCLE

The Alfred R. Shands Jr. Circle is OREF's highest-level recognition society. Established in 1994, the Shands Circle was created to recognize those individuals who contribute a minimum of \$20,000 in cash or securities or a minimum of \$50,000 using life insurance, will, or trust, or to the OREF endowment. POSNA thanks its members who have joined the Shands Circle.

Drs. Behrooz Akbarnia and Nasrin Owsia
Margaret R. Albanese, MD

Dr. and Mrs. Stephen A. Albanese

Michael C. Albert, MD

Benjamin A. Alman, MD

Dr. David D. and Mrs. Linda Aronsson

Dr. Marc* and Mrs. Ellie Asher

Dr. and Mrs. George S. Bassett

Dr. and Mrs. James H. Beaty

Randal R. Betz, MD

Laurel C. Blakemore, MD

Dr. and Mrs. Oheneba Boachie-Adjei

Dr. Jennette L. Boakes and Mr. David Rives

Gary T. Brock, MD

(In honor of Denis S. Drummond, MD)

Dr. and Mrs. Robert W. Bruce Jr.

Dr. and Mrs. Robert B. Cady

Robert M. Campbell Jr., MD*

S. Terrance Canale, MD*

Dr. Hank and Mrs. Jill Chambers

Dr. and Mrs. Henry R. Cowell*

Alvin H. Crawford, MD

John P. Dormans, MD, FACS

Denis S. Drummond, MD*

Drs. John B. and S. Jean Emans

Dr. Howard and Mrs. Phyllis Epps

Dr. Robert Bucholz and Dr. Marybeth Ezaki

Frances A. Farley, MD, and Darryl Snabes

David S. Feldman, MD

John (Jack) M. Flynn, MD

Dr. Steven and Mrs. Lisa Frick

Keith R. Gabriel, MD

Theodore J. Ganley, MD

Drs. Mark C. and Paulette Gebhardt

Dr. and Mrs. Walter B. Greene

Dr. and Mrs. Lawrence L. Haber

Dr. Richard J. and Mrs. Sherril Haynes

William L. Hennrikus Jr., MD

Mr. John C. Herklotz*

Dr. Dale V.* and Mrs. Stevie Hoekstra

Drs. Alexandra Page and John Houkom*

Dr. and Mrs. John D. Hsu*

Dr. and Mrs. Kamal N. Ibrahim

Lawrence I. Karlin, MD

James R. Kasser, MD

Robert M. Kay, MD

John T. Killian, MD

Young-Jo Kim, MD, PhD

Andrew G. King, MD

Dr. and Mrs. Howard A. King

Jan E. Klamar, MD

Dr. L. Andrew and Mrs. Leigh E. Koman

Ken N. Kuo, MD

(In memory of Angela S.M. Kuo)

Hubert Labelle, MD

A. Noelle Larson, MD

Arabella I. Leet, MD*

Dr. Lawrence G. and Mrs. Elizabeth A. Lenke

R. Merv Letts, MD

Baron S. Lonner, MD

Dr. John E. and Mrs. Ann K. Lonstein

Dr. and Mrs. Herbert J. Louis*

Dr. G. Dean and Mrs. Marilyn MacEwen

Steven M. Mardjetko, MD

Sharon K. Mayberry, MD

Richard E. McCarthy, MD

James J. McCarthy, MD

Dr. Newton C. and Mrs. Mary McCollough

THE ALFRED R. SHANDS JR. CIRCLE *continued*

Dr. Gregory A. and Mrs. Madelyn Mencio

Dr. Todd A. Milbrandt and Ms. Mary
Beth Magyar

Dr. and Mrs. Vincent Mosca

Dr. Scott and Mrs. Sandy Mubarak

Dr. Peter O. and Mrs. Cathy Newton

Kenneth J. Noonan, MD

James W. Ogilvie, MD

Norman Y. Otsuka, MD

Hamlet A. Peterson, MD

Drs. William A. and Linda Phillips

Kristan A. Pierz, MD

Dr. and Mrs. Charles T. Price

Ellen M. Raney, MD

Dr. and Mrs. Karl E. Rathjen

Juan A. Realyvasquez, MD

Kent A. Reinker, MD

Dr. and Mrs. B. Stephens Richards

Dr. James W. and Mrs. Elizabeth Roach

Dr. and Mrs. Sanjeev Sabharwal

James O. Sanders, MD

John F. Sarwark, MD

Dr. and Mrs. Perry L. Schoenecker

Dr. Richard M. and Mrs. Colleen G. Schwend

Dr. and Mrs. Suken A. Shah

Jay Shapiro, MD

Kevin G. Shea, MD

Dr. and Mrs. Harry L. Shufflebarger

David L. Skaggs, MD

Dr. and Mrs. Chadwick F. Smith*

Brian D. Snyder, MD, PhD

Dr. Kit M. Song and Kwi Y. Lee

Dr. Paul D. and Mrs. Amy Sponseller

Howard H. Steel, MD*

David B. Stevens, MD*

Dr. Peter M. and Mrs. Gayle M. Stevens*

Dr. Peter F. Sturm and Mrs. Judith
Serling-Sturm

Dr. and Mrs. Daniel J. Sucato

Dr. George H. and Mrs. Janice L. Thompson

Vernon T. Tolo, MD

Laura Lowe Tosi, MD

Dr. and Mrs. Michael G. Vitale

Eric J. Wall, MD

William C. Warner Jr., MD

Peter M. Waters, MD

Dr. and Mrs. Stuart L. Weinstein

David S. Weisman, MD

Lawrence Wells, MD

Dr. R. Baxter and Mrs. Susan Willis

*Deceased

2023 OREF/POSNA DESIGNATED GIVING

Joshua M. Abzug, MD
Benjamin A. Alman, MD, FRCSC
Andrea S. Bauer, MD
John G. Birch, MD
John S. Blanco, MD
Ravinder Kaur Brar, MD, MPH
P. Christopher Cook, MD
Aristides I. Cruz Jr., MD
Mark C. Dales, MD
Eliana D. Delgado, MD
Emily Dodwell, MD, MPH
Shevaun M. Doyle, MD
Alexandra Dunham, MD
Charles F. Eberle, MD
Craig P. Ebersson, MD, FAOA
John B. Emans, MD
Mark A. Erickson, MD
Sumeet Garg, MD
Gaia Georgopoulos, MD
J. Eric Gordon, MD
Daniel W. Green, MD
Sumit Kumar Gupta, MD, MPH
Megan M. Hannon, MD
Richard J. Haynes, MD
Daniel Hedequist, MD
Jason E. Jagodzinski, MD
James R. Kasser, MD
Young Jo Kim, MD
Mininder S. Kocher, MD, MPH
Monica Kogan, MD

L. Andrew Koman, MD
Dennis Kramer, MD
Ken N. Kuo, MD
Kristin Livingston, MD
John P. Lubicky, MD
(In memory of Edward A. Millar, MD)
Susan T. Mahan, MD, MPH
Travis Matheney, MD
Gregory A. Mencio, MD
Michael B. Millis, MD
Susan Nelson, MD, MPH
Kenneth J. Noonan, MD
Eduardo Novais, MD
Kent A. Reinker, MD
Samuel R. Rosenfeld, MD
Sanjeev Sabharwal, MD, MPH
James O. Sanders, MD
David M. Scher, MD
Jonathan G. Schoenecker, MD, PhD
Brian A. Shaw, MD
Harry L. Shufflebarger, MD
Ernest Sink, MD
Laura Lowe Tosi, MD
Rebecca Vieira, MD
Carley Vuillermin, FRACS, MBBS, MPH
Janet L. Walker, MD
Klane K. White, MD
Kiriaki Claire White, MD
Rebecca Coleen Whitesell, MD, MPH
Roger F. Widmann, MD
Yi-meng Yen

EPOS MEMBERSHIP INFORMATION

The European Paediatric Orthopaedic Society (EPOS) is a distinguished not-for-profit association dedicated to advancing the field of pediatric orthopaedics through education, research, and patient care. EPOS serves as a vital platform for orthopaedic professionals, researchers, and practitioners to collaborate, share knowledge, and drive innovation in the specialized domain of paediatric musculoskeletal health. By fostering a global network of experts and facilitating educational initiatives, EPOS plays a pivotal role in improving the quality of care and outcomes for young patients with orthopaedic conditions.

Mission: To increase the quality of care of children with orthopaedic conditions.

This goal is helped by increasing the communication between professionals dealing with the child, improving the education of those interested in the child care, and sharing and diffusing the advances in knowledge.

WHY JOIN EPOS?

- EPOS serves as Europe's central hub, uniting providers of paediatric orthopaedic care to exchange expertise and collectively learn.
- We firmly believe that this collaboration is pivotal in fostering a comprehensive understanding and advancing the treatment of paediatric orthopaedic ailments. The annual EPOS gatherings offer an exceptional forum for global experts to connect and facilitate the exchange of cutting-edge insights in our field.
- Our esteemed international faculty imparts profound knowledge through our comprehensive educational programs, catering to both basic and advanced levels. Additionally, our open-access journal of children's orthopaedics publishes exceptional research with a significant impact.
- As an international network of specialists, our mission is centered around elevating the quality of care for children with orthopaedic conditions.
- Similar to any other society, our success heavily relies on the active participation of our members in achieving our ambitious objectives. Therefore, EPOS warmly welcomes all peers with a vested interest in paediatric orthopaedics to join our society.

WEBSITE:

<https://www.epos.org/>

POSNA MEMBERSHIP INFORMATION

The Pediatric Orthopaedic Society of North America (POSNA) is a not-for-profit professional organization of over 1,500 surgeons, physicians, and allied health members passionately dedicated to advancing musculoskeletal care for children and adolescents through education, research, and quality care.

Mission: To advance pediatric orthopaedics by promoting education, research, and quality care.

Vision: A world with optimal musculoskeletal health for all children.

Become a POSNA Member and Advance Your Pediatric Orthopaedic Career!

Applications for 2025 membership open in June 2024 at [POSNA.org](https://www.posna.org).

POSNA members benefit from a robust and diverse array of resources that advance and fulfill the society's commitment to education, research, and quality care. There are excellent opportunities to forge enduring professional relationships and mentorship. Many members utilize the POSNA platform and its collegial network of colleagues to develop innovative, multi-institution, and multi-national programs.

BENEFITS

With a culture that is committed to embracing diversity, inclusion, and equity for POSNA members, we offer unparalleled access for all to the following range of benefits:

- Reduced registration fees for Annual Meeting and International Pediatric Orthopaedic Symposium (IPOS®)
- \$400,000+ in research funding awarded annually
- Committee Appointment Program (CAP) – make your voice heard in 30+ committees
- Participate in the POSNA-Sponsored Traveling Fellowship Program
- Reduced subscription rate to the Journal of Pediatric Orthopaedics
- Become a mentor or mentee through the Mentorship Program
- Be a part of the POSNA Safe Surgery Program (PSSP)

ADDITIONAL EDUCATION:

- POSNA.org Study Guide - over 100 topics available!
- JPOSNA® - The official Journal of POSNA. Now accepting submissions at [JPOSNA.com](https://www.jposna.com)
- POSNAcademy - POSNA's video education platform featuring webinars, tutorials, past meeting content, podcasts, and more!
- The Resident Review blog

WEBSITES:

[POSNA.org](https://www.posna.org) [Orthokids.org](https://www.orthokids.org) [JPOSNA.com](https://www.jposna.com) [POSNAcademy.org](https://www.posnaacademy.org)

SOCIAL MEDIA:

Twitter: [posna_org](https://twitter.com/posna_org) • **Instagram:** [posna_ortho](https://www.instagram.com/posna_ortho)

Facebook: Pediatric Orthopaedic Society of North America (POSNA)

LinkedIn: Pediatric Orthopaedic Society of North America (POSNA)

POSNA ANTITRUST POLICY

It shall be the policy of the Pediatric Orthopaedic Society of North America (POSNA) to be in strict compliance with all Federal and State Antitrust laws, rules, and regulations. Therefore, these policies and procedures apply to all membership, board, committee, and all meetings attended by representatives of POSNA.

Discussions at POSNA meetings often cover a broad range of topics pertinent to the interests or concerns of orthopaedic surgeons. As a general rule, except as noted below, discussions at POSNA meetings can address topics without raising antitrust concerns if the discussions are kept scrupulously free of even the suggestion of private regulation of the profession. However, a number of topics that might be (and have been) discussed at POSNA meetings may raise significant complex antitrust concerns. These include:

- Membership admissions, rejections, restrictions, and terminations;
- Method of provision and sale of POSNA products and services to non-members;
- Restrictions in the selection and requirements for exhibitors at the POSNA Annual Meeting or in CME activities;
- Collecting and distributing certain orthopaedic practice information, particularly involving practice charges and costs;
- Obtaining and distributing orthopaedic industry price and cost information;
- Professional certification programs;
- Group buying and selling; and
- Inclusions or exclusion of other medical societies in organizational activities or offerings.

When these and related topics are discussed, the convener or members of the POSNA group should seek counsel from its General Counsel.

POSNA urges its board, committees, and other groups not to participate in discussions that may give the appearance of or constitute an agreement that would violate the antitrust laws. Notwithstanding this reliance, it is the responsibility of each POSNA board or committee member to avoid raising improper subjects for discussion. This policy has been prepared to ensure that POSNA members and other participants in POSNA meetings are aware of this obligation.

The “Do Not’s” and “Do’s” presented below highlight only the most basic antitrust principles. POSNA members and others participating in POSNA meetings should consult with the General Counsel in all cases involving specific questions, interpretations, or advice regarding antitrust matters.

Do Not's

1. Do not, in fact or appearance, discuss or exchange information regarding:
 - a. Individual company prices, price changes, price differentials, mark-ups, discounts, allowances, credit terms, etc. or any other data that may bear on price, such as costs, production, capacity, inventories, sales, etc.
 - b. Raising, lowering, or “stabilizing” orthopaedic prices or fees;
 - c. What constitutes a fair profit or margin level;
 - d. The availability of products or services; or
 - e. The allocation of markets, territories or patients.
2. Do not suggest or imply that POSNA members should or should not deal with certain other persons or companies.
3. Do not foster unfair practices regarding advertising, standardization, certification or accreditation.
4. Do not discuss or exchange information regarding the above matters during social gatherings, incidental to POSNA-sponsored meetings.

5. Do not make oral or written statements on important issues on behalf of POSNA without appropriate authority to do so.

The Do's

1. Do adhere to a prepared agenda for all POSNA meetings. It is generally permissible for agendas to include discussions of such varied topics as professional economic trends, advances, and problems in relevant technology or research, various aspects of the science and art of management, and relationships with local, state, or federal governments.
2. Do object whenever meeting summaries do not accurately reflect the matters that occurred.
3. Do consult with General Counsel on all antitrust questions relating to discussions at POSNA meetings.
4. Do object to and do not participate in any discussions or meeting activities that you believe violate the antitrust laws; dissociate yourself from any such discussions or activities and leave any meeting in which they continue.

Special Guidelines for Collecting and Distributing Information

The collection and distribution of information regarding business practices is a traditional function of associations and is well-recognized under the law as appropriate, legal, and consistent with the antitrust laws. However, if conducted improperly, such information gathering and distributing activities might be viewed as facilitating an express or implied agreement among association members to adhere to the same business practices. For this reason, special general guidelines have developed over time regarding association's reporting on information collected from and disseminated to members. Any exceptions to these general guidelines should be made only after discussion with General Counsel. These general guidelines include:

1. Member participation in a statistical reporting program is voluntary. A statistical reporting program should be conducted without coercion or penalty. Non-members should be allowed to participate in a statistical reporting program if eligible; however, if a fee is involved, non-members may be charged a reasonably higher fee than members.
2. Information should be collected via a written instrument that clearly sets forth what is being requested.
3. The data that is collected should be about past transactions or activities, particularly if the survey deals with prices and price terms (including charges, costs, wages, benefits, discounts, etc.), it should be historic, i.e., more than three months old.
4. The data should be collected by either POSNA or an independent third party not connected with any one member.
5. Data on individual orthopaedic surgeons should be kept confidential.
6. There should be a sufficient number of participants to prevent specific responses or data from being attributable to any one respondent. As a general rule, there should be at least five respondents reporting data upon which any statistic or item is based, and no individual's data should represent more than 25% on a weighted average of that statistic or item.
7. Composite/aggregate data should be available to all participants—both members and non-members. The data may be categorized, e.g., geographically, and ranges and averages may be used. No member should be given access to the raw data. Disclosure of individual data could serve to promote uniformity and reduce competition.
8. As a general rule, there should be no discussion or agreement as to how members and non-members should adjust, plan, or carry out their practices based on the results of the survey. Each member should analyze the data and make business decisions independently.



SAVE THE DATE

20th ANNUAL
IPOS[®]

International Pediatric Orthopaedic Symposium

December 3-7, 2024 | Orlando, FL

Celebrating

20
Years

Something for everyone!

- APP Specific Programming
- Pediatric Orthopaedic Essentials
- Practicing PediPod Program
- Career Planning & Case Competition for Residents & Fellows
- Top Gun Simulation Contest
- Networking with Colleagues & Peers

Visit www.posna.org/ipos for more information!

FUTURE EPOS MEETING

2025 Annual Meeting
April 2-5, 2025
Toulouse, France

FUTURE POSNA MEETINGS

2025 Annual Meeting
May 14-16, 2025
Las Vegas, NV

2026 Annual Meeting
May 6-8, 2026
Orlando, FL

FUTURE IPOS® MEETINGS

December 3-7, 2024
Orlando, FL

December 2-6, 2025
Orlando, FL



ZA La Pièce 2, 1180 Rolle
Switzerland
p: + 41 21 822 09 25
e: secretariat@epos.org



1 Tower Lane, Suite 2410
Oakbrook Terrace, IL 60181
p: (630) 478-0480 • f: (630) 478-0481
e: posna@posna.org